



中国认可
国际互认
检测
TESTING
CNAS L0446



TEST REPORT

Verified Code: 848462

Report No.:	E20210426746801-4	Application No.:	E20210426746801
Client:	Lumi United Technology Co., Ltd.		
Address:	8th Floor, JinQi Wisdom Valley, No.1 Tangling Road, Liuxian Ave, Taoyuan Residential District, Nanshan District, Shenzhen.China		
Sample Description:	Camera Hub G3		
Model:	CH-H03		
Test Specification:	ETSIEN301 893 V2.1.1 (2017-05) 5 GHz RLAN;Harmonised Standard covering the essential requirements of article 3.2 of Directive 2014/53/EU		
ReceiptDate:	2021-06-09		
TestDate:	2021-06-14 to 2021-08-19		
Issue Date:	2021-08-23		
Test Result:	Pass		
Prepared By: Test Engineer <i>Yu ShanShan</i>	Reviewed By: Technical Manager <i>Wu Haoting</i>	Approved By: Manager <i>John Lee</i>	
Other Aspects:			
Note:Note			
Abbreviations: ok / P = passed; fail / F = failed; n.a. / N = not applicable;			
The test result in this test report refers exclusively to the presented test sample. This report shall not be reproduced except in full, without the written approval of GRGT.			



DIRECTIONS OF TEST

1. This company carries out test task according to the national regulation of verifications which can be traced to National Primary Standards and BIPM.
2. The test report merely corresponds to the test sample. It is not permitted to copy extracts of these test result without the written permission of the test laboratory.
3. If there is any objection concerning the test, the client should inform the laboratory within 15 days from the date of receiving the test report.

TABLE OF CONTENTS

1. TEST RESULT SUMMARY.....	4
2. GENERAL DESCRIPTION OF EUT	5
2.1 APPLICANT	5
2.2 MANUFACTURER	5
2.3 BASIC DESCRIPTION OF EUT	5
2.4 TEST CONFIGURATION	9
2.5 TEST MODE	9
2.6 LOCAL SUPPORTIVE INSTRUMENTS	10
3. LABORATORY AND ACCREDITATIONS	11
3.1 LABORATORY	11
3.2 ACCREDITATIONS	11
3.3 MEASUREMENT UNCERTAINTY	11
3.4 LIST OF USED TEST EQUIPMENT	12
4. RADIO TECHNICAL REQUIREMENTS SPECIFICATION IN EN 301893.....	13
4.1 NOMINAL CENTREFREQUENCIES	13
4.1.1 LIMITS	13
4.1.2 TEST PROCEDURE	13
4.1.3 TEST SETUP	13
4.1.4 TEST RESULTS	14
4.2 NOMINAL CHANNEL BANDWIDTH AND AND OCCUPIED CHANNEL BANDWIDTH	17
4.2.1 LIMITS	17
4.2.2 TEST PROCEDURE	17
4.2.3 TEST SETUP	17
4.2.4 TEST RESULTS	18
4.3 RF OUTPUT POWER AND TRANSMIT POWER CONTROL(TPC)	21
4.3.1 LIMITS	21
4.3.2 TEST PROCEDURE	21
4.3.3 TEST SETUP	22
4.3.4 TEST RESULTS	23
4.4 POWERDENSITY	26
4.4.1 LIMITS	26
4.4.2 TEST PROCEDURE	26
4.4.3 TEST SETUP	26
4.4.4 TEST RESULTS	27
4.5 TRANSMITTER UNWANTED EMISSIONS OUTSIDE 5GHZ BANDS	28
4.5.1 LIMITS	28
4.5.2 TEST PROCEDURE	28
4.5.3 TEST SETUP	30
4.5.4 TEST RESULTS	31
4.6 TRANSMITTER UNWANTED EMISSIONS WITHIN 5GHZ BANDS	75
4.6.1 LIMITS	75
4.6.2 TEST PROCEDURE	75
4.6.3 TEST SETUP	75
4.6.4 TEST RESULTS	76
4.7 ADAPTIVITY	81
4.7.1 DEFINITION	81
4.7.2 TEST PROCEDURE	81
4.7.3 TEST SETUP	81
4.7.4 TEST RESULTS	82
5. RECEIVER REQUIREMENTS	88
5.1 RECEIVER SPURIOUS EMISSIONS	88
5.1.1 LIMITS	88
5.1.2 TEST PROCEDURE	88
5.1.3 TEST SETUP	90
5.1.4 TEST RESULTS	92
5.2 RECEIVER BLOCKING	124

5.2.1 LIMITS124
5.2.2 TEST PROCEDURE124
5.2.3 TEST SETUP125
5.2.4 TEST RESULTS125

APPENDIX A: PHOTOGRAPH OF THE TEST ARRANGEMENT..... 126
APPENDIX B: PHOTOGRAPH OF THE EUT..... 127

1. TEST RESULT SUMMARY

Transmitter Part				
Standard	Item	Standard Clause	Limit	Result
EN 301 893 V2.1.1 (2017-05)	Nominal Centre frequencies	4.2.1	±20 ppm	Pass
	Nominal Channel Bandwidth and Occupied Channel Bandwidth	4.2.2	Clause 4.2.2.2	Pass
	RF output power, Transmit Power Control (TPC) and Power Density	4.2.3	Clause 4.2.3.2	Pass
	Transmitter unwanted emissions outside the 5 GHz RLAN bands	4.2.4.1	EN 301 893 Table 4	Pass
	Transmitter unwanted emissions within the 5 GHz RLAN bands	4.2.4.2	Clause 4.2.4.2.2	Pass
	Dynamic Frequency Selection (DFS)	4.2.6	Clause 4.2.6.2	Note1
	Adaptivity (Channel Access Mechanism)	4.2.7	Clause 4.2.7.3	Pass

Note1: Detail test data in DFS report (report number E20210426746801-6 DFS).

Receiver Part				
Standard	Item	Standard Clause	Limit	Result
EN 301 893 V2.1.1 (2017-05)	Receiver spurious emissions	4.2.5	EN 301 893 Table 5	Pass
	Receiver Blocking	4.2.8	EN 301 893 Table 9	Pass

2. GENERAL DESCRIPTION OF EUT



2.1 APPLICANT

Name: Lumi United Technology Co., Ltd.
Address: 8th Floor, JinQi Wisdom Valley, No.1 Tangling Road, Liuxian Ave,
Taoyuan Residential District, Nanshan District, Shenzhen.China

2.2 MANUFACTURER

Name: Lumi United Technology Co., Ltd.
Address: 8th Floor, JinQi Wisdom Valley, No.1 Tangling Road, Liuxian Ave,
Taoyuan Residential District, Nanshan District, Shenzhen.China

2.3 BASIC DESCRIPTION OF EUT

Equipment: Camera Hub G3
Model No.: CH-H03
Adding Model /
Trade Name: Aqara
Adapter 1-EU Plug
Model:A70-050200U-EU1
Input:100-240V~ 50/60Hz 0.35A
Output:5.0V  2.0A 10.0W
Power Supply:
Adapter 2-UK Plug
Model:A812-050200U-UK1
Input:100-240V~ 50/60Hz 0.35A
Output:5.0V  2.0A 10.0W
Temperature Range: -10 ℃ ~40 ℃
Hardware Version: A20-GHC01-MIAN-X4
Software Version: 3.2.8_0003.0004
Sample No: E20210426746801-0004, E20210426746801-0008
Note: /

Frequency/Channel Information

Frequency Range(MHz)	Ch. Frequency(MHz)	Mode
	5180MHz~5320MHz	802.11a;802.11n(HT20); 802.11ac(VHT20)
5150MHz~5350MHz	5190MHz~5310MHz	802.11n(HT40); 802.11ac(VHT40)
	5210MHz~ 5290MHz	802.11ac(VHT 80);
	5500MHz~5700MHz	802.11a; 802.11n(HT20); 802.11ac(VHT20)
5470MHz~5725MHz	5510MHz~5670MHz	802.11n(HT40); 802.11ac(VHT40)
	5530MHz~5610MHz	802.11ac(VHT80);

Antenna Information

Antenna type:	Internal antenna
Antenna number:	1
Max Antenna gain:	2 dBi
Note:	/

Adaptive Information

Adaptive equipment	
<input type="checkbox"/>	Frame Based Equipment
<input type="checkbox"/>	The Frame Based Equipment operates as an Initiating Device
<input type="checkbox"/>	The Frame Based Equipment operates as an Responding Device
<input type="checkbox"/>	The Frame Based Equipment can operate as an Initiating Device and as a Responding Device
<input checked="" type="checkbox"/>	Load Based Equipment
<input type="checkbox"/>	The Load Based Equipment operates as a Supervising Device
<input type="checkbox"/>	The Load Based Equipment operates as a Supervised Device
<input checked="" type="checkbox"/>	The Load Based Equipment can operate as a Supervising and as a Supervised Device
<input type="checkbox"/>	The Load Based Equipment makes use of note 1 in table 7 or note 1 in table 8 of ETSI EN 301 893V2.1.1
<input type="checkbox"/>	The Load Based Equipment , when operating as a Supervising Device, makes use of note 2 in table 7 of ETSI EN 301 893 V2.1.1

<input type="checkbox"/>	The Load Based Equipment operates as an Initiating Device
<input type="checkbox"/>	The Load Based Equipment operates as an Responding Device
<input checked="" type="checkbox"/>	The Load Based Equipment can operate as an Initiating Device and as a Responding Device
With regard to Energy Detection Threshold, the Load Based Equipment has implemented either option 1 of clause 4.2.7.3.2.5 of ETSI EN 301 893 V2.1.1 or option 2 of clause 4.2.7.3.2.5 of ETSI EN 301 893 V2.1.1	
<input type="checkbox"/>	Option 1
<input type="checkbox"/>	Priority Class 1
<input checked="" type="checkbox"/>	Priority Class 2
<input type="checkbox"/>	Priority Class 3
<input type="checkbox"/>	Priority Class 4
<input checked="" type="checkbox"/>	Option 2
<input checked="" type="checkbox"/>	Manufacturer Declaration(Note 1)

Note1:
Manufacturer Declaration

Test Item	Standard Clause	EN 301 893 V2.1.1 information	Manufacturer Declaration
Device Type	4.2.7.3.2.2	Initiating Device or Responding Device, or both & Supervising Device or Supervised Device, or both	both & both
Multi channel Operation	4.2.7.3.2.3	Option 1 OR Option 2	Option 2
Priority Class	4.2.7.3.2.4	Priority Class 1 Priority Class 2 Priority Class 3 Priority Class 4	Priority Class 2
ED Threshold Level	4.2.7.3.2.5	Option 1 OR Option 2	Option 1
Channel Access Mechanism (Idle Periods)	5.4.9.3.2.4.1 & 5.4.9.3.2.4.2	Option A: Procedure to verify the Channel Access Mechanism OR Option B: Compliance by declaration for the Channel Access Mechanism	Option B
Maximum Channel Occupancy Time(s)	5.4.9.3.2.5.1 & 5.4.9.3.2.5.2	Option A: Procedure to verify the maximum Channel Occupancy Time(s) OR Option B: Compliance by declaration for the maximum Channel Occupancy Time(s)	Option B

Adaptivity	5.4.9.3.2.2 & 5.4.9.3.2.3 -option 1	Single channel-AWGN, OFDM & LTE OR Multi channel-AWGN	Single channel-AWGN, OFDM & LTE OR Multi channel-AWGN
------------	--	--	---

DFS Operation Mode Information

<input type="checkbox"/>	Master
<input type="checkbox"/>	Slave with radar detection
<input checked="" type="checkbox"/>	Slave without radar detection

2.4 TEST CONFIGURATION

Test Antenna

Modulation Mode	Tx/Rx Function	Test Antenna
802.11a	1T/1R	antenna 1
802.11n(HT20)	1T/1R	antenna 1
802.11n(HT40)	1T/1R	antenna 1
802.11ac(VHT20)	1T/1R	antenna 1
802.11ac(VHT40)	1T/1R	antenna 1
802.11ac(VHT80)	1T/1R	antenna 1

Test EUT Rate

Modulation Mode	Data Rate/Mcs	Test Data Rate (Worst Case)
802.11a	6-54Mbps	6Mbps
802.11n(HT20)	MCS0-MCS7	MCS0
802.11n(HT40)	MCS0-MCS7	MCS0
802.11ac(VTH20)	MCS0-MCS9	MCS0
802.11ac(VTH40)	MCS0-MCS9	MCS0
802.11ac(VTH80)	MCS0-MCS9	MCS0

2.5 TEST MODE

Mode No.	Description of the modes
1	5G Wi-Fi fixed frequency transmitting
2	5G Wi-Fi receiving
3	5G Wi-Fi work as normally

2.6 LOCAL SUPPORTIVE INSTRUMENTS

Instruments:

Name of Equipment	Manufacturer	Model	Serial Number	Note
Notebook	LENOVO	TianYi 310-14ISK	MP18DLC6	/
/	/	/	/	/

Note :The notebook is just used to produce fixed frequency transmitting.

Test software:

Software version	Test level
QCOM_V1.0	802.11a Mode
	5180MHz:54
	5320MHz:54
	5500MHz:54
	5700MHz:54
	802.11n HT20 Mode
	5180MHz:54
	5320MHz:54
	5500MHz:54
	5700MHz:54
	802.11n HT40 Mode
	5190MHz:54
	5310MHz:54
	5510MHz:54
	5670MHz:54
	802.11AC20 Mode
	5180MHz:54
	5320MHz:54
	5500MHz:54
	5700MHz:54
	802.11AC40 Mode
	5190MHz:54
	5310MHz:54
	5510MHz:54
	5670MHz:54
	802.11ac VHT80 Mode
	5210MHz:54
	5290MHz:54
5530MHz:54	
5610MHz:54	

3. LABORATORY AND ACCREDITATIONS

3.1 LABORATORY

The tests & measurements refer to this report were performed by Shenzhen EMC Laboratory of Guangzhou GRG Metrology & Test Co., Ltd.

Add : Address: No.1301 Guanguang Road Xinlan Community, Guanlan Street,
Longhua District Shenzhen, 518110, People's Republic of China

P.C. : 518000

Tel : 0755-61180008

Fax : 0755-61180008

3.2 ACCREDITATIONS

Our laboratories are accredited and approved by the following approval agencies according to GB/T 27025(ISO/IEC 17025:2017)

USA A2LA(Certificate#:2861.01)
China CNAS(L0446)

The measuring facility of laboratories has been authorized or registered by the following approval agencies.

Canada Industry Canada
USA FCC

Copies of granted accreditation certificates are available for downloading from our web site, <http://www.grgtest.com>

3.3 MEASUREMENT UNCERTAINTY

Where relevant, the following measurement uncertainty levels have been estimated for tests performed on the EUT as specified in CISPR 16-4-2:

Measurement	Uncertainty
RF frequency	6.0×10^{-6}
RF power conducted	0.78 dB
Occupied channel bandwidth	0.4 dB
Unwanted emission, conducted	0.68 dB
Humidity	6 %
Temperature	2 °C

Measurement	Frequency	Uncertainty	
Radiated emission	Horizontal	30MHz ~ 1000MHz	4.3dB
		1000MHz ~ 26000MHz	5.6dB
	Vertical	30MHz ~ 1000MHz	4.3dB
		1000MHz ~ 26000MHz	5.6dB

This uncertainty represents an expanded uncertainty factor of $k=2$.

3.4 LIST OF USED TEST EQUIPMENT

Name of Equipment	Manufacturer	Model	Serial Number	Calibration Due
Nominal centre frequencies & Nominal channel bandwidth and occupied channel bandwidth & RF Output power and transmit power control (TPC) & Power density & Transmitter unwanted emissions within 5GHz bands				
Simultaneous sampling DAQ	Tonscend	JS0806-2	186060020	2021-10-08
Spectrum Analyzer	Agilent	N9020A	MY50510140	2021-12-15
Temperature & humidity chamber	HOSON	HS01060SDF	1910008401	2021-10-15
BT/Wi-Fi System	tonscend	Js1120-3		
Transmitter unwanted emissions outside 5GHz bands & Receiver spurious emissions				
Spectrum Analyzer	Agilent	N9010A	MY52221469	2022-04-16
Bilog Antenna	Schwarzbeck	VULB9163	01279	2022-02-25
Horn Antenna	Schwarzbeck	BBHA9120D (1201)	02143	2021-12-17
Horn Antenna	Schwarzbeck	BBHA 9170	BBHA9170-497	2021-11-05
Amplifier	tonscend	TAP9E6343	AP20E806065	2022-06-03
Amplifier	tonscend	TAP01018048	AP20E8060075	2022-05-09
Amplifier	tonscend	TAP184050	AP20E806071	2022-05-17
Test S/W	tonscend	JS36-RSE/2.5.1.5		
Aaptivity & Receiver blocking				
Spectrum Analyzer	Agilent	N9020A	MY50510140	2021-12-15
Vector Signal Generator	Agilent	N5182A	MY50142870	2021-10-08
Signal Generator	Anritsu	MG3694A	#050125	2022-04-23
Wideband radio Communication Tester	R&S	CMW500	144611-nC	2022-06-11
BT/Wi-Fi System	tonscend	Js1120-3		

4. RADIO TECHNICAL REQUIREMENTS SPECIFICATION IN EN 301893

4.1 NOMINAL CENTREFREQUENCRIES

4.1.1 LIMITS

The actual centre frequency for any given channel declared by the manufacturer shall be maintained within the range ± 20 ppm

4.1.2 TEST PROCEDURE

Test requirement: EN 301893 clause 4.2.1

Test Method: EN 301893 clause 5.4.2.2

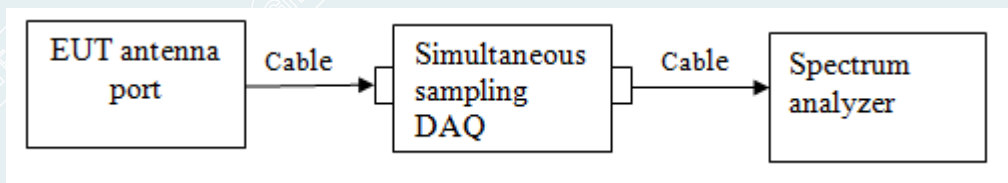
EUT Operation: Keep EUT on transmitting mode by the software provided by manufacturer.

Test condition: Pretest the EUT at different transmission rate and report show the worst case data.

Test channel: These measurements shall be performed under both normal and extreme test conditions (see clause 5.1).

Modulation Mode	Test Channel/ Frequency(MHz)	
	5 150 to 5 350 MHz	5 470 to 5725 MHz
802.11a	5180 MHz	5500MHz
802.11n(HT20) 802.11ac(VHT20)	5180 MHz	5500MHz
802.11n(HT40) 802.11ac(VHT40)	5190 MHz	5510MHz
802.11ac(VHT80)	5210MHz	5530MHz

4.1.3 TEST SETUP



4.1.4 TEST RESULTS

Test Date (yy-mm-dd): 2021-08-02

Test environment: Normal condition: Temp: 24.4;Humid:48%

Extreme test conditions: Minimum Temp: -10°C
Maximum Temp: 40°C

802.11a 5180MHz:

Temperature (°C)	Frequency (MHz)	EUT Frequency (MHz)	Deviation(ppm)	Limit(ppm)	Result
24.4	5180	5180.01695	3.27253	20	Pass
-10	5180	5180.01585	3.06015	20	Pass
40	5180	5180.01805	3.48490	20	Pass

802.11a 5500MHz:

Temperature (°C)	Frequency (MHz)	EUT Frequency (MHz)	Deviation(ppm)	Limit(ppm)	Result
24.4	5500	5500.03535	6.42792	20	Pass
-10	5500	5500.03425	6.22790	20	Pass
40	5500	5500.03585	6.51883	20	Pass

802.11n HT20 5180MHz:

Temperature (°C)	Frequency (MHz)	EUT Frequency (MHz)	Deviation(ppm)	Limit(ppm)	Result
24.4	5180	5180.02035	3.92857	20	Pass
-10	5180	5180.01825	3.52316	20	Pass
40	5180	5180.01642	3.16988	20	Pass

802.11n HT20 5500MHz:

Temperature (°C)	Frequency (MHz)	EUT Frequency (MHz)	Deviation(ppm)	Limit(ppm)	Result
24.4	5500	5500.03438	6.25090	20	Pass
-10	5500	5500.03532	6.42181	20	Pass
40	5500	5500.03248	5.90545	20	Pass

802.11n HT40 5190MHz:

Temperature (°C)	Frequency (MHz)	EUT Frequency (MHz)	Deviation(ppm)	Limit(ppm)	Result
24.4	5190	5190.02975	5.73275	20	Pass
-10	5190	5190.02585	4.98123	20	Pass
40	5190	5190.03215	6.19522	20	Pass

802.11n HT40 5510MHz:

Temperature (°C)	Frequency (MHz)	EUT Frequency (MHz)	Deviation(ppm)	Limit(ppm)	Result
24.4	5510	5510.03425	6.21659	20	Pass
-10	5510	5510.02975	5.39981	20	Pass
40	5510	5510.03685	6.68851	20	Pass

802.11ac VHT20 5180MHz:

Temperature (°C)	Frequency (MHz)	EUT Frequency (MHz)	Deviation(ppm)	Limit(ppm)	Result
24.4	5180	5180.03125	6.03342	20	Pass
-10	5180	5180.02625	5.06807	20	Pass
40	5180	5180.03395	6.55471	20	Pass

802.11ac VHT20 5500MHz:

Temperature (°C)	Frequency (MHz)	EUT Frequency (MHz)	Deviation(ppm)	Limit(ppm)	Result
24.4	5500	5500.03605	6.55520	20	Pass
-10	5500	5500.03095	5.62784	20	Pass
40	5500	5500.03945	7.17345	20	Pass

802.11ac VHT40 5190MHz:

Temperature (°C)	Frequency (MHz)	EUT Frequency (MHz)	Deviation(ppm)	Limit(ppm)	Result
24.4	5190	5190.03505	6.75405	20	Pass
-10	5190	5190.03125	6.02180	20	Pass
40	5190	5190.03835	7.38995	20	Pass

802.11ac VHT40 5510MHz:

Temperature (°C)	Frequency (MHz)	EUT Frequency (MHz)	Deviation(ppm)	Limit(ppm)	Result
24.4	5510	5510.04315	7.83200	20	Pass
-10	5510	5510.04085	7.41453	20	Pass
40	5510	5510.04415	8.01351	20	Pass

802.11ac VHT80 5210MHz:

Temperature (°C)	Frequency (MHz)	EUT Frequency (MHz)	Deviation(ppm)	Limit(ppm)	Result
24.4	5210	5210.04005	7.68791	20	Pass
-10	5210	5210.03655	7.01606	20	Pass
40	5210	5210.04155	7.97585	20	Pass

802.11ac VHT80 5530MHz:

Temperature (°C)	Frequency (MHz)	EUT Frequency (MHz)	Deviation(ppm)	Limit(ppm)	Result
24.4	5530	5530.04345	7.85793	20	Pass
-10	5530	5530.04105	7.42389	20	Pass
40	5530	5530.04565	8.25580	20	Pass

TEST RESULTS: The unit does meet the requirements.

4.2 NOMINAL CHANNEL BANDWIDTH AND AND OCCUPIED CHANNEL BANDWIDTH

4.2.1 LIMITS

The Nominal Channel Bandwidth for a single Operating Channel shall be 20 MHz.

Alternatively, equipment may implement a lower Nominal Channel Bandwidth with a minimum of 5 MHz, providing they still comply with the Nominal Centre Frequencies defined in clause 4.2.1 (20 MHz raster).

The Occupied Channel Bandwidth shall be between 80 % and 100 % of the Nominal Channel Bandwidth. In case of smart antenna systems (devices with multiple transmit chains) each of the transmit chains shall meet this requirement. The Occupied Channel Bandwidth might change with time/payload.

During a Channel Occupancy Time (COT), equipment may operate temporarily with an Occupied Channel Bandwidth of less than 80 % of its Nominal Channel Bandwidth with a minimum of 2 MHz.

4.2.2 TEST PROCEDURE

Test requirement: EN 301893 clause 4.2.2

Test Method: EN 301893 clause 5.4.3.2

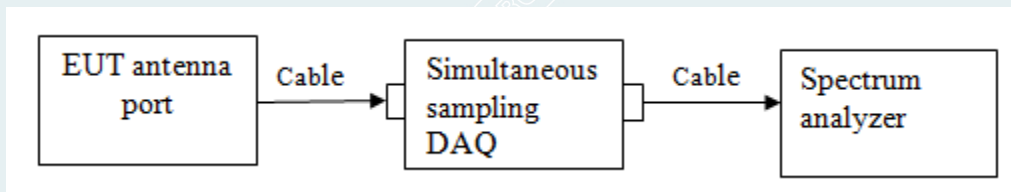
EUT Operation: Keep EUT on transmitting mode by the software provided by manufacturer.

Test condition: Pretest the EUT at different transmission rate and report show the worst case data.

Test condition: These measurements shall be performed under normal test conditions (see clause 5.1.2).

Test channel:	Modulation Mode	Test Channel/ Frequency(MHz)	
		5 150 to 5 350 MHz	5 470 to 5725 MHz
	802.11a	5180 MHz	5500MHz
	802.11n(HT20) 802.11ac(VHT20)	5180 MHz	5500MHz
	802.11n(HT40) 802.11ac(VHT40)	5190 MHz	5510MHz
	802.11ac(VHT80)	5210MHz	5530MHz

4.2.3 TEST SETUP

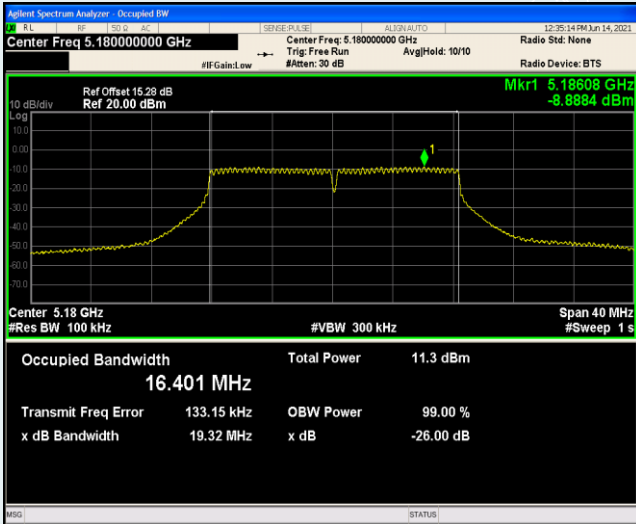


4.2.4 TEST RESULTS

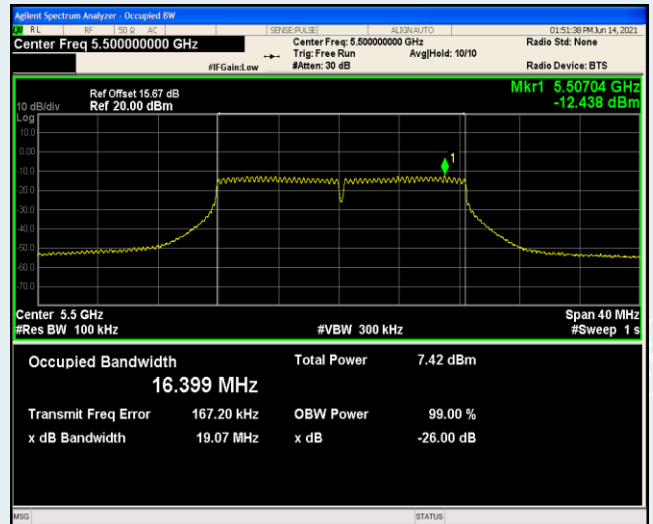
Test Date (yy-mm-dd): 2021-06-14

Test environment: Normal condition: Temp: 23.5;Humid:49%

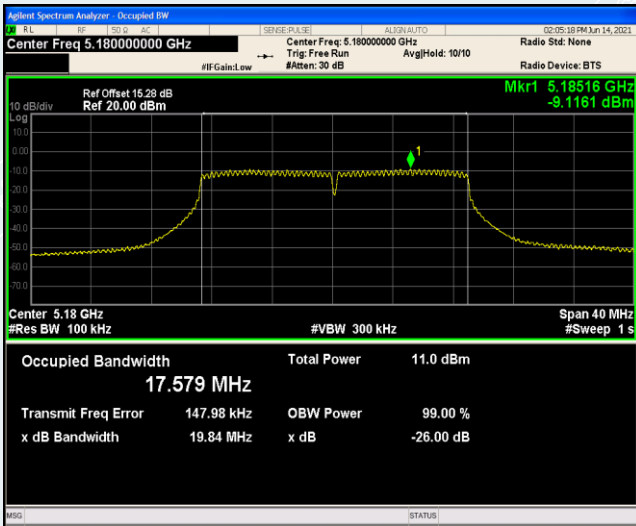
Test Mode	Antenna	Channel	OCB[MHz]	Limit[MHz]	Verdict
11A	Ant1	5180	16.401	16 to 20	PASS
		5500	16.399	16 to 20	PASS
11n20SISO	Ant1	5180	17.579	16 to 20	PASS
		5500	17.593	16 to 20	PASS
11n40SISO	Ant1	5190	36.060	32 to 40	PASS
		5510	36.071	32 to 40	PASS
11AC20SISO	Ant1	5180	17.575	16 to 20	PASS
		5500	17.592	16 to 20	PASS
11AC40SISO	Ant1	5190	36.046	32 to 40	PASS
		5510	36.074	32 to 40	PASS
11AC80SISO	Ant1	5210	74.995	64 to 80	PASS
		5530	75.162	64 to 80	PASS



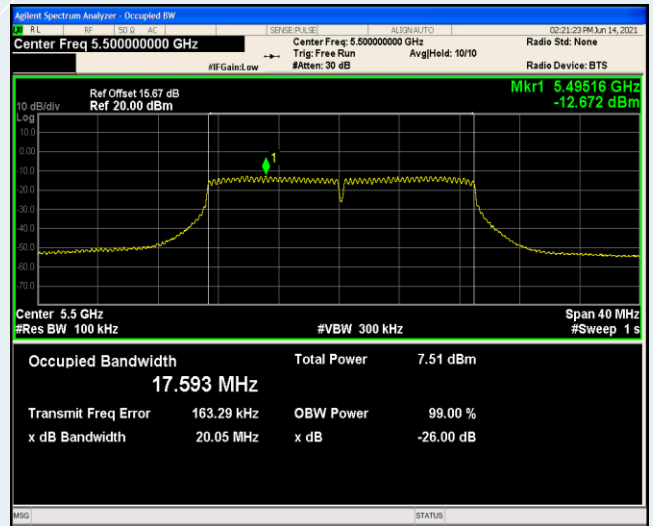
11a_5180MHz



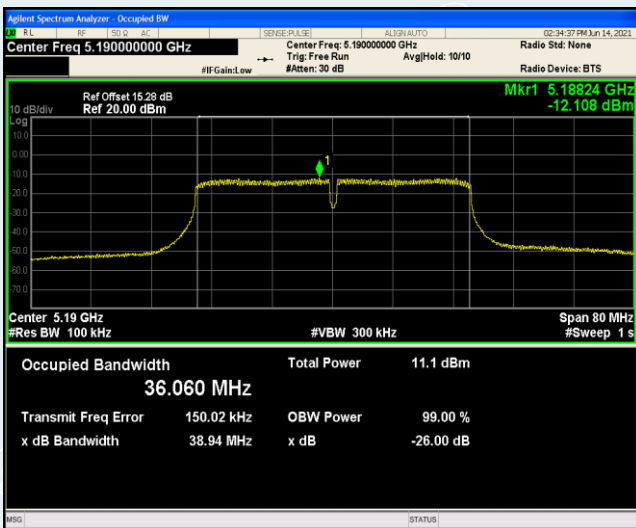
11a_5500 MHz



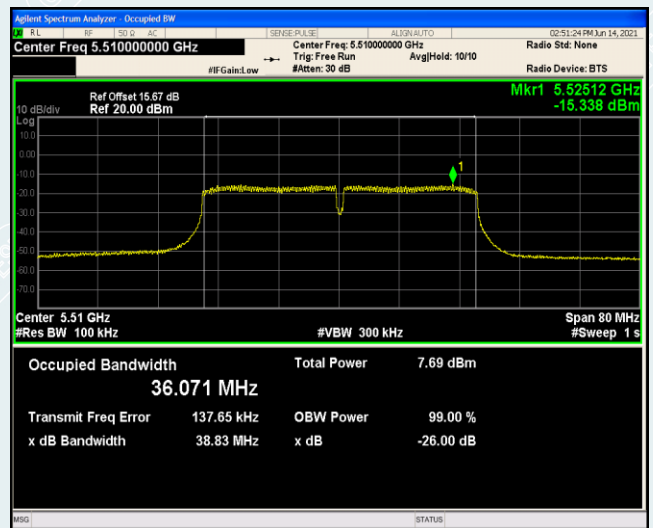
11n20_5180MHz



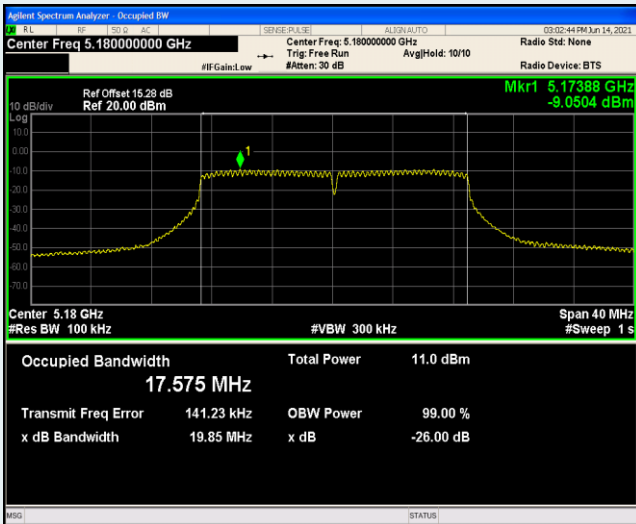
11n20_5500 MHz



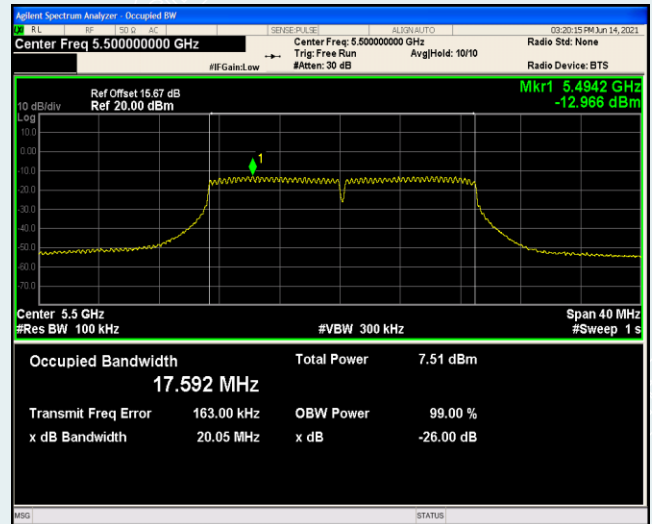
11n40_5190MHz



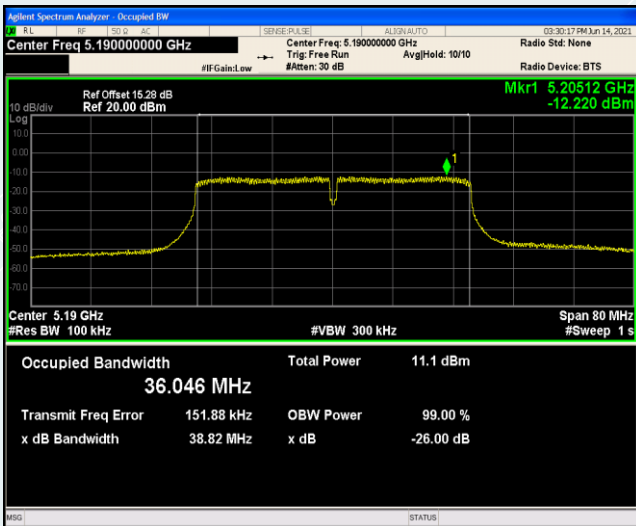
11n40_5510MHz



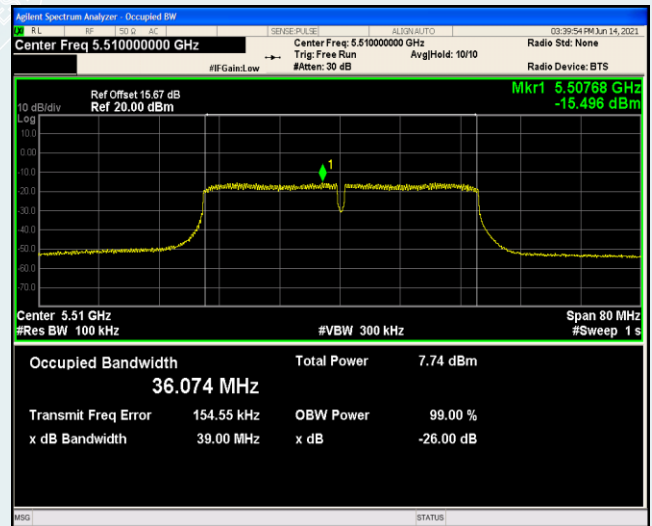
11AC20_5180MHz



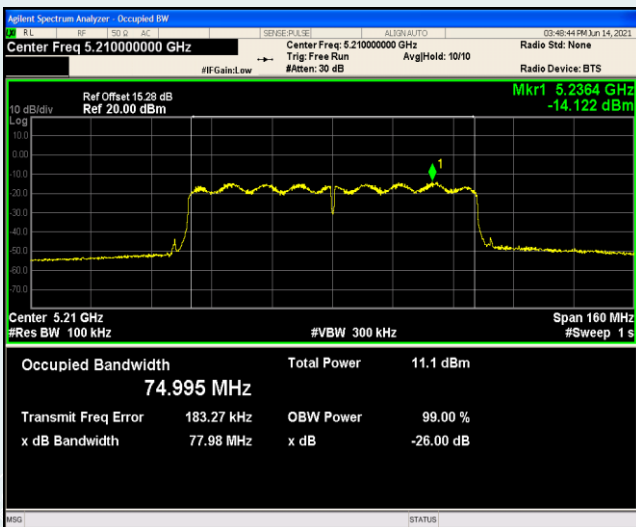
11AC20_5500 MHz



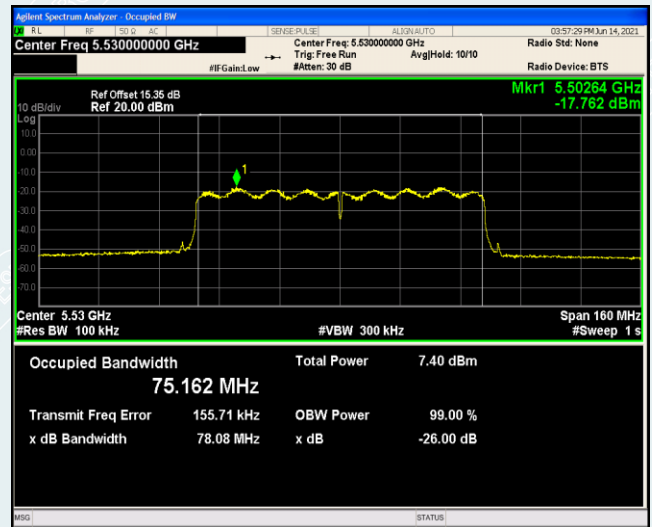
11AC40_5190MHz



11AC40_5510MHz



11AC80_5210MHz



11AC80_5530MHz

TEST RESULTS: The unit does meet the requirements.

4.3 RF OUTPUT POWER AND TRANSMIT POWER CONTROL(TPC)

4.3.1 LIMITS

Table 2: Mean e.i.r.p. limits for RF output power and Power Density at the highest power level (P_H)

Frequency range (MHz)	Mean e.i.r.p. limit for P _H (dBm)		Mean e.i.r.p. density limit (dBm/MHz)	
	with TPC	without TPC	with TPC	without TPC
5 150 to 5 350	23	20/23 (see note 1)	10	7/10 (see note 2)
5 470 to 5 725	30 (see note 3)	27 (see note 3)	17 (see note 3)	14 (see note 3)

NOTE 1: The applicable limit is 20 dBm, except for transmissions whose nominal bandwidth falls completely within the band 5 150 MHz to 5 250 MHz, in which case the applicable limit is 23 dBm.

NOTE 2: The applicable limit is 7 dBm/MHz, except for transmissions whose nominal bandwidth falls completely within the band 5 150 MHz to 5 250 MHz, in which case the applicable limit is 10 dBm/MHz.

NOTE 3: Slave devices without a *Radar Interference Detection* function shall comply with the limits for the frequency range 5 250 MHz to 5 350 MHz.

Table 3: Mean e.i.r.p. limits for RF Output Power at the lowest power level of the TPC range

Frequency range	Mean e.i.r.p. (dBm) limit for P _L
5 250 MHz to 5 350 MHz	17
5 470 MHz to 5 725 MHz	24 (see note)

NOTE: Slave devices without a *Radar Interference Detection* function shall comply with the limits for the band 5 250 MHz to 5 350 MHz.

4.3.2 TEST PROCEDURE

Test requirement: EN 301893 clause 4.2.3

Test Method: EN 301893 clause 5.4.4.2

EUT Operation: Keep EUT on transmitting mode by the software provided by manufacturer.

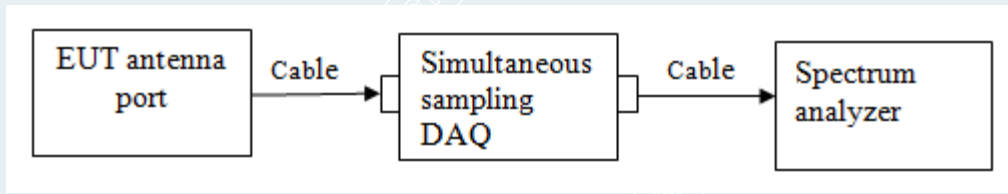
Test condition: Pretest the EUT at different transmission rate and report show the worst case data.

Test condition: These measurements shall be performed under both normal and extreme test conditions (see clause 5.1).

Test channel:	Modulation Mode	Test Channel/ Frequency(MHz)	
		5 150 to 5 350 MHz	5 470 to 5725 MHz
	802.11a	5180 MHz,5320MHz	5500MHz,5700MHz
	802.11n(HT20) 802.11ac(VHT20)	5180 MHz,5320MHz	5500MHz,5700MHz
	802.11n(HT40) 802.11ac(VHT40)	5190 MHz,5310MHz	5510MHz, 5670MHz
	802.11ac(VHT80)	5210MHz,5290MHz	5530MHz, 5610MHz

Note: This device support TPC function.

4.3.3 TEST SETUP



4.3.4 TEST RESULTS

Test Date (yy-mm-dd): 2021-08-02
 Test environment: Normal condition: Temp: 24.4;Humid:48%
 Extreme test conditions: Minimum Temp: -10°C
 Maximum Temp: 40°C

Test Condition	TestMode	Antenna	Channel	TPC	Power [dBm]	EIRP [dBm]	Limit [dBm]	Verdict	
NTNV	11A	Ant1	5180	NA	11.24	13.24	23	PASS	
			5320	TPC_L	5.67	7.67	17	PASS	
				TPC_H	12.39	14.39	23	PASS	
			5500	TPC_L	3.67	5.67	17	PASS	
				TPC_H	10.27	12.27	23	PASS	
			5700	TPC_L	3.85	5.85	17	PASS	
	TPC_H	10.41		12.41	23	PASS			
	11n20SISO	Ant1	5180	NA	11.45	13.45	23	PASS	
			5320	TPC_L	6.05	8.05	17	PASS	
				TPC_H	12.47	14.47	23	PASS	
			5500	TPC_L	3.83	5.83	17	PASS	
				TPC_H	10.54	12.54	23	PASS	
			5700	TPC_L	3.91	5.91	17	PASS	
	TPC_H	10.56		12.56	23	PASS			
	11n40SISO	Ant1	5190	NA	11.49	13.49	23	PASS	
			5310	TPC_L	6.15	8.15	17	PASS	
				TPC_H	12.64	14.64	23	PASS	
			5510	TPC_L	3.65	5.65	17	PASS	
				TPC_H	10.54	12.54	23	PASS	
			5670	TPC_L	3.60	5.60	17	PASS	
	TPC_H	10.19		12.19	23	PASS			
	11AC20SISO	Ant1	5180	NA	11.60	13.60	23	PASS	
			5320	TPC_L	5.60	7.60	17	PASS	
				TPC_H	12.75	14.75	23	PASS	
			5500	TPC_L	3.64	5.64	17	PASS	
				TPC_H	10.26	12.26	23	PASS	
			5700	TPC_L	3.93	5.93	17	PASS	
	TPC_H	10.56		12.56	23	PASS			
	11AC40SISO	Ant1	5190	NA	11.28	13.28	23	PASS	
			5310	TPC_L	6.15	8.15	17	PASS	
				TPC_H	12.22	14.22	23	PASS	
			5510	TPC_L	3.51	5.51	17	PASS	
				TPC_H	9.82	11.82	23	PASS	
			5670	TPC_L	3.57	5.57	17	PASS	
	TPC_H	10.08		12.08	23	PASS			
	11AC80SISO	Ant1	5210	NA	11.23	13.23	23	PASS	
			5290	TPC_L	5.75	7.75	17	PASS	
				TPC_H	11.95	13.95	23	PASS	
			5530	TPC_L	3.25	5.25	17	PASS	
				TPC_H	9.64	11.64	23	PASS	
			5610	TPC_L	3.11	5.11	17	PASS	
	TPC_H	9.55		11.55	23	PASS			
	LTNV	11A	Ant1	5180	NA	11.40	13.40	23	PASS
				5320	TPC_L	5.70	7.70	17	PASS
					TPC_H	12.58	14.58	23	PASS
				5500	TPC_L	3.80	5.80	17	PASS
					TPC_H	10.53	12.53	23	PASS
				5700	TPC_L	4.01	6.01	17	PASS
TPC_H		10.78	12.78		23	PASS			
11n20SISO		Ant1	5180	NA	11.73	13.73	23	PASS	
			5320	TPC_L	6.11	8.11	17	PASS	
				TPC_H	12.81	14.81	23	PASS	

HTNV	11n40SISO	Ant1	5500	TPC_L	4.06	6.06	17	PASS		
				TPC_H	10.93	12.93	23	PASS		
			5700	TPC_L	4.15	6.15	17	PASS		
				TPC_H	10.86	12.86	23	PASS		
			11AC20SISO	Ant1	5190	NA	11.62	13.62	23	PASS
						TPC_L	6.35	8.35	17	PASS
	5310	TPC_H			12.95	14.95	23	PASS		
		TPC_L			3.97	5.97	17	PASS		
	5510	TPC_H			10.78	12.78	23	PASS		
		TPC_L			3.77	5.77	17	PASS		
	11AC40SISO	Ant1	5670	TPC_H	10.34	12.34	23	PASS		
				TPC_L	5.60	7.60	17	PASS		
			5180	TPC_H	13.10	15.10	23	PASS		
				TPC_L	3.80	5.80	17	PASS		
			5500	TPC_H	10.52	12.52	23	PASS		
				TPC_L	4.18	6.18	17	PASS		
	11AC80SISO	Ant1	5700	TPC_H	10.81	12.81	23	PASS		
				TPC_L	11.61	13.61	23	PASS		
			5190	TPC_L	6.31	8.31	17	PASS		
				TPC_H	12.65	14.65	23	PASS		
			5310	TPC_L	3.70	5.70	17	PASS		
				TPC_H	10.73	12.73	23	PASS		
	11A	Ant1	5670	TPC_L	3.83	5.83	17	PASS		
				TPC_H	10.41	12.41	23	PASS		
			5210	TPC_L	11.55	13.55	23	PASS		
				TPC_H	5.92	7.92	17	PASS		
			5290	TPC_H	12.08	14.08	23	PASS		
				TPC_L	3.34	5.34	17	PASS		
	11n20SISO	Ant1	5530	TPC_H	9.69	11.69	23	PASS		
				TPC_L	3.28	5.28	17	PASS		
			5610	TPC_L	9.77	11.77	23	PASS		
				TPC_H	11.17	13.17	23	PASS		
			5180	TPC_L	5.65	7.65	17	PASS		
				TPC_H	12.19	14.19	23	PASS		
	11n40SISO	Ant1	5500	TPC_L	3.59	5.59	17	PASS		
				TPC_H	10.27	12.27	23	PASS		
			5700	TPC_L	3.69	5.69	17	PASS		
				TPC_H	10.28	12.28	23	PASS		
			5180	TPC_L	5.93	7.93	17	PASS		
				TPC_H	12.32	14.32	23	PASS		
	11AC20SISO	Ant1	5320	TPC_L	3.76	5.76	17	PASS		
				TPC_H	10.41	12.41	23	PASS		
			5500	TPC_L	3.79	5.79	17	PASS		
				TPC_H	10.45	12.45	23	PASS		
			5700	TPC_L	11.30	13.30	23	PASS		
				TPC_H	5.93	7.93	17	PASS		
	11AC40SISO	Ant1	5190	TPC_H	12.34	14.34	23	PASS		
				TPC_L	3.58	5.58	17	PASS		
5310			TPC_H	10.34	12.34	23	PASS			
			TPC_L	3.60	5.60	17	PASS			
5670			TPC_H	10.11	12.11	23	PASS			
			TPC_L	11.47	13.47	23	PASS			
11AC20SISO	Ant1	5320	TPC_L	5.49	7.49	17	PASS			
			TPC_H	12.62	14.62	23	PASS			
		5500	TPC_L	3.54	5.54	17	PASS			
			TPC_H	10.14	12.14	23	PASS			
		5700	TPC_L	3.90	5.90	17	PASS			
			TPC_H	10.45	12.45	23	PASS			
11AC40SISO	Ant1	5190	TPC_L	11.26	13.26	23	PASS			
			TPC_H	6.01	8.01	17	PASS			
		5310	TPC_H	12.16	14.16	23	PASS			
			TPC_L	3.40	5.40	17	PASS			
		5510	TPC_H	9.88	11.88	23	PASS			
			TPC_L	3.56	5.56	17	PASS			

	11AC80SISO	Ant1		TPC_H	9.98	11.98	23	PASS
			5210	NA	11.12	13.12	23	PASS
			5290	TPC_L	5.57	7.57	17	PASS
				TPC_H	11.82	13.82	23	PASS
			5530	TPC_L	3.20	5.20	17	PASS
				TPC_H	9.60	11.60	23	PASS
			5610	TPC_L	3.02	5.02	17	PASS
				TPC_H	9.39	11.39	23	PASS

TEST RESULTS: The EUT compliant the requirements.

4.4 POWER DENSITY

4.4.1 LIMITS

Table 2: Mean e.i.r.p. limits for RF output power and Power Density at the highest power level (P_H)

Frequency range (MHz)	Mean e.i.r.p. limit for P_H (dBm)		Mean e.i.r.p. density limit (dBm/MHz)	
	with TPC	without TPC	with TPC	without TPC
5 150 to 5 350	23	20/23 (see note 1)	10	7/10 (see note 2)
5 470 to 5 725	30 (see note 3)	27 (see note 3)	17 (see note 3)	14 (see note 3)

NOTE 1: The applicable limit is 20 dBm, except for transmissions whose nominal bandwidth falls completely within the band 5 150 MHz to 5 250 MHz, in which case the applicable limit is 23 dBm.

NOTE 2: The applicable limit is 7 dBm/MHz, except for transmissions whose nominal bandwidth falls completely within the band 5 150 MHz to 5 250 MHz, in which case the applicable limit is 10 dBm/MHz.

NOTE 3: Slave devices without a *Radar Interference Detection* function shall comply with the limits for the frequency range 5 250 MHz to 5 350 MHz.

4.4.2 TEST PROCEDURE

Test requirement: EN 301893 clause 4.2.3

Test Method: EN 301893 clause 5.4.4.2

EUT Operation: Keep EUT on transmitting mode by the software provided by manufacturer.

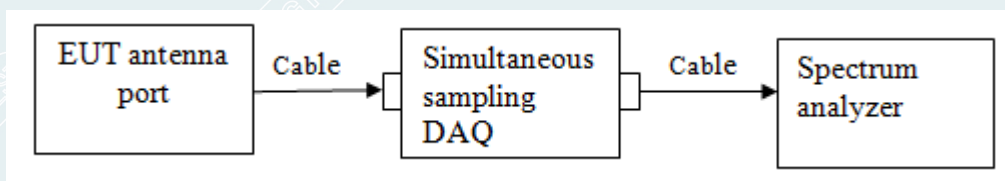
Pretest the EUT at different transmission rate and report show the worst case data.

Test condition: These measurements shall be performed under normal test conditions (see clause 5.1.2).

Test channel:

Modulation Mode	Test Channel/ Frequency(MHz)	
	5 150 to 5 350 MHz	5 470 to 5725 MHz
802.11a	5180 MHz,5320MHz	5500MHz,5700MHz
802.11n(HT20) 802.11ac(VHT20)	5180 MHz,5320MHz	5500MHz,5700MHz
802.11n(HT40) 802.11ac(VHT40)	5190 MHz,5310MHz	5510MHz, 5670MHz
802.11ac(VHT80)	5210MHz,5290MHz	5530MHz, 5610MHz

4.4.3 TEST SETUP



4.4.4 TEST RESULTS

Test Date (yy-mm-dd): 2021-08-02

Test environment: Normal condition: Temp: 24.4;Humid:48%

TestMode	Antenna	Channel	PD [dBm/MHz]	PSD [dBm/MHz]	Limit [dBm/MHz]	Verdict
11A	Ant1	5180	-1.19	0.91	10	PASS
		5320	-1.22	1.10	10	PASS
		5500	-4.03	-1.85	10	PASS
		5700	-2.04	0.31	10	PASS
11n20SISO	Ant1	5180	-1.10	1.05	10	PASS
		5320	-1.40	0.89	10	PASS
		5500	-4.46	-2.12	10	PASS
		5700	-2.02	0.28	10	PASS
11n40SISO	Ant1	5190	-3.27	-1.09	10	PASS
		5310	-4.39	-2.21	10	PASS
		5510	-7.23	-4.82	10	PASS
		5670	-6.63	-4.29	10	PASS
11AC20SISO	Ant1	5180	-1.11	0.98	10	PASS
		5320	-1.43	0.91	10	PASS
		5500	-4.32	-1.96	10	PASS
		5700	-2.28	0.06	10	PASS
11AC40SISO	Ant1	5190	-4.22	-1.81	10	PASS
		5310	-4.62	-2.29	10	PASS
		5510	-7.37	-4.88	10	PASS
		5670	-6.81	-4.47	10	PASS
11AC80SISO	Ant1	5210	-6.07	-3.11	10	PASS
		5290	-6.41	-4.04	10	PASS
		5530	-9.33	-6.38	10	PASS
		5610	-8.63	-5.89	10	PASS

TEST RESULTS: The unit does meet the requirements.

4.5 TRANSMITTER UNWANTED EMISSIONS OUTSIDE 5GHZ BANDS

4.5.1 LIMITS

Table 4: Transmitter unwanted emission limits outside the 5 GHz RLAN bands

Frequency range	Maximum power	Bandwidth
30 MHz to 47 MHz	-36 dBm	100 kHz
47 MHz to 74 MHz	-54 dBm	100 kHz
74 MHz to 87,5 MHz	-36 dBm	100 kHz
87,5 MHz to 118 MHz	-54 dBm	100 kHz
118 MHz to 174 MHz	-36 dBm	100 kHz
174 MHz to 230 MHz	-54 dBm	100 kHz
230 MHz to 470 MHz	-36 dBm	100 kHz
470 MHz to 862 MHz	-54 dBm	100 kHz
862 MHz to 1 GHz	-36 dBm	100 kHz
1 GHz to 5,15 GHz	-30 dBm	1 MHz
5,35 GHz to 5,47 GHz	-30 dBm	1 MHz
5,725 GHz to 26 GHz	-30 dBm	1 MHz

4.5.2 TEST PROCEDURE

Test requirement: EN 301893 clause 4.2.4.1

Test Method: EN 301893 clause 5.4.5.2 and annex B

EUT Operation: Keep EUT on transmitting mode by the software provided by manufacturer. Pretest the EUT at different transmission rate and report show the worst case data.

Test condition: These measurements shall be performed under normal test conditions (see clause 5.1.2).

Modulation Mode	Test Channel/ Frequency(MHz)	
	5 150 to 5 350 MHz	5 470 to 5725 MHz
802.11a	5180 MHz,5320MHz	5500MHz,5700MHz
802.11n(HT20) 802.11ac(VHT20)	5180 MHz,5320MHz	5500MHz,5700MHz
802.11n(HT40) 802.11ac(VHT40)	5190 MHz,5310MHz	5510MHz, 5670MHz
802.11ac(VHT80)	5210MHz,5290MHz	5530MHz, 5610MHz

EIRP test method:

1. The EUT shall be performed at the highest power level at which the transmitter is intended to operate. and Interface cables, loads, and devices should be connected to at least one of each type of the interface ports of the EUT and, where practical, each cable shall be terminated in a device typical for its actual use. EUT shall be placed at the 1.5m support on the turntable.
2. The test antenna at a horizontal distance of 3 m .It shall be raised and lowered from 1m to 4m until a maximum signal level is detected by the measuring receiver. Then the turntable should be rotated through 360 °in the horizontal plane, until the maximum signal level is detected by the measuring receiver. in both the vertical and the horizontal polarization. Record the reading level, antenna position, polarization and turntable position.

3. Remove the transmitter and replace it with a substitution antenna (the antenna should be half-wavelength for each frequency involved). The center of the substitution antenna should be approximately at the same location as the center of the transmitter. For frequencies of 80 MHz and above, the dipoles should have their arm lengths set for resonance at the frequency of test. Below 80 MHz, shortened arm lengths are recommended. For measurements above 1 000 MHz, a waveguide horn is recommended. The centre of this antenna should coincide with either the phase centre or volume centre.

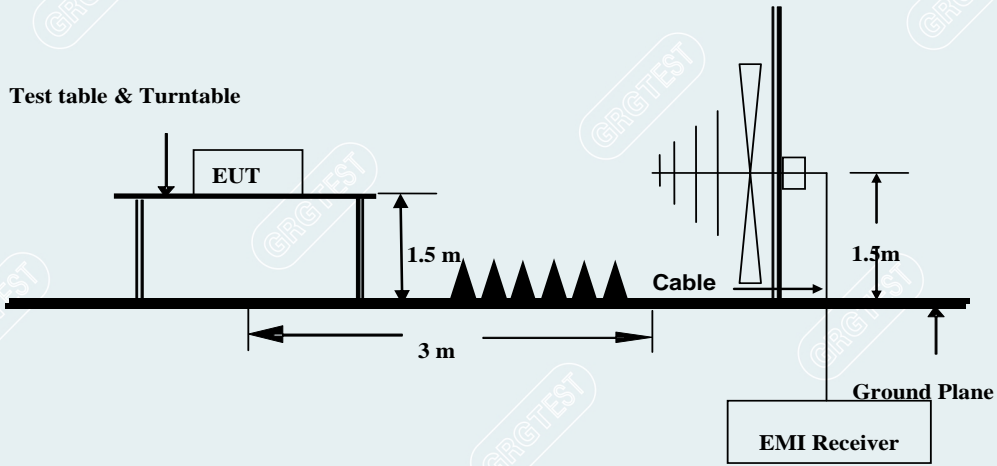
4. Feed the substitution antenna at the transmitter end with a signal generator connected to the antenna by a cable. With the antennas at both ends vertically polarized, and with the signal generator tuned to a particular test frequency, raise and lower the test antenna to obtain a maximum reading at the spectrum analyzer. Adjust the level of the signal generator output until the previously recorded maximum reading for this set of conditions is obtained. This should be done carefully repeating the adjustment of the test antenna and generator output.

5. $EIRP(dBm) = P_g(dBm) - \text{cable loss (dB)} + \text{antenna gain (dBi)}$

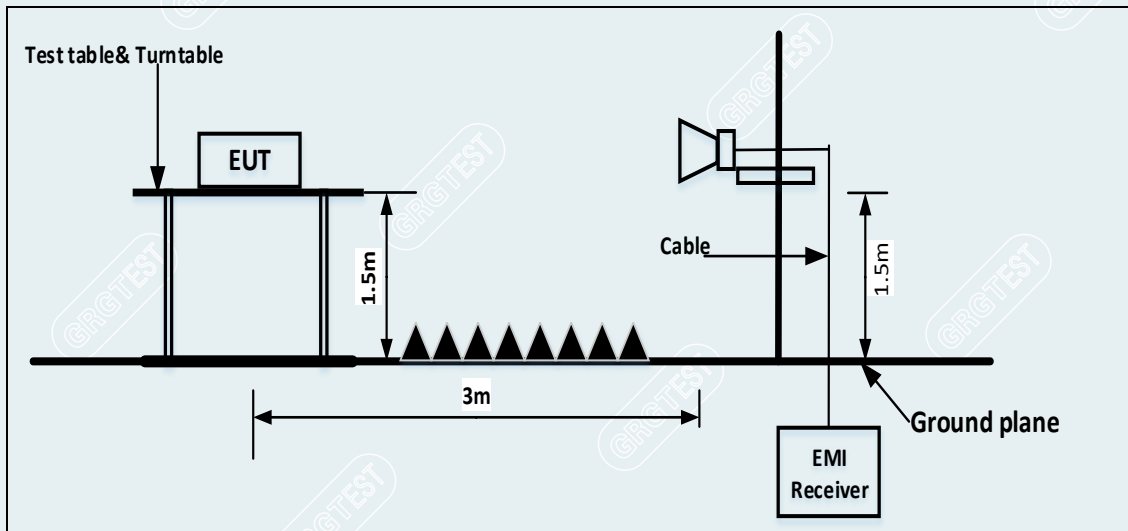
Where: P_g is the generator output power into the substitution antenna

4.5.3 TEST SETUP

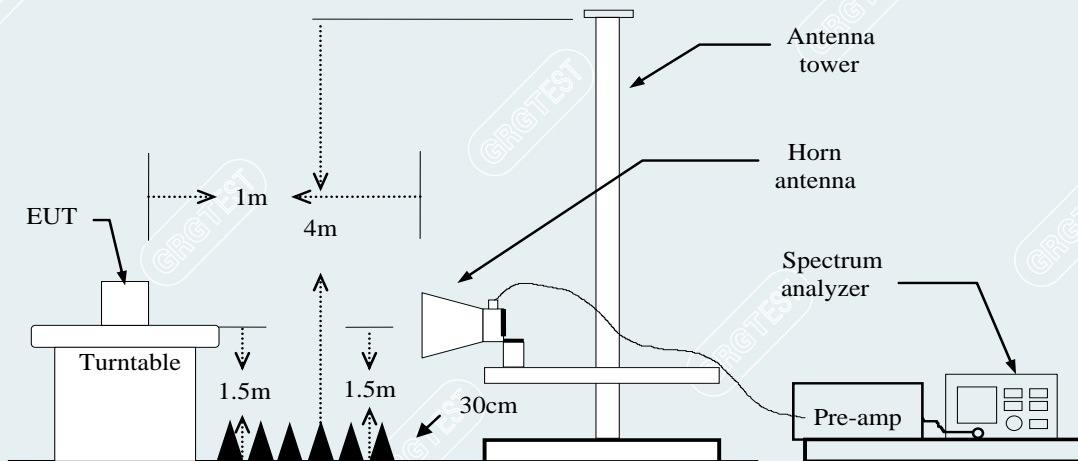
Below 1GHz



Above 1GHz



Above 18GHz



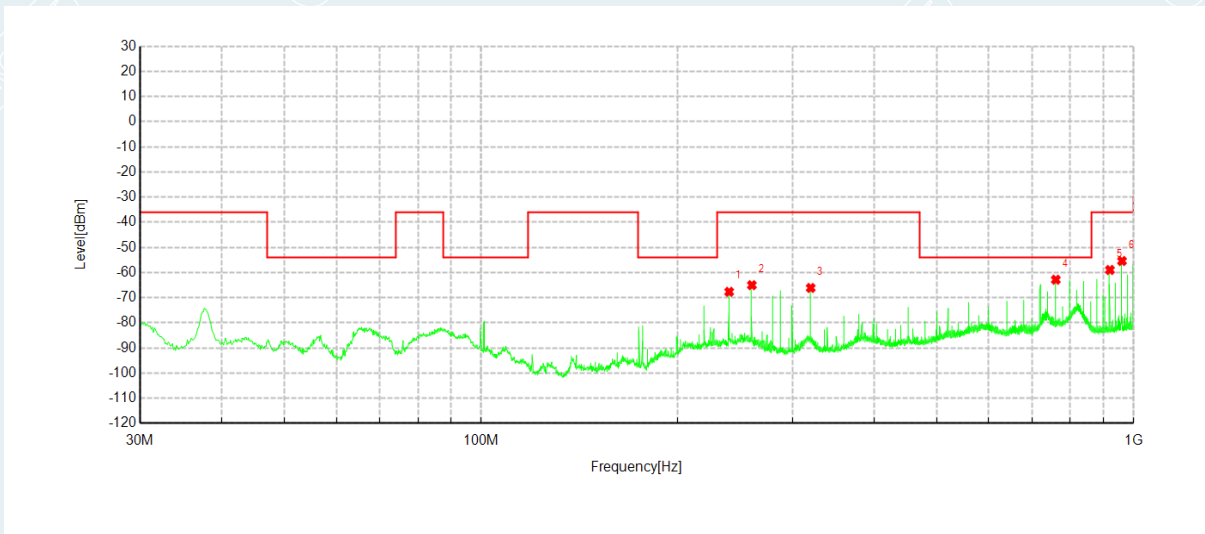
4.5.4 TEST RESULTS

Below 1GHz

Recorded the worst case results in this report (IEEE 802.11a)

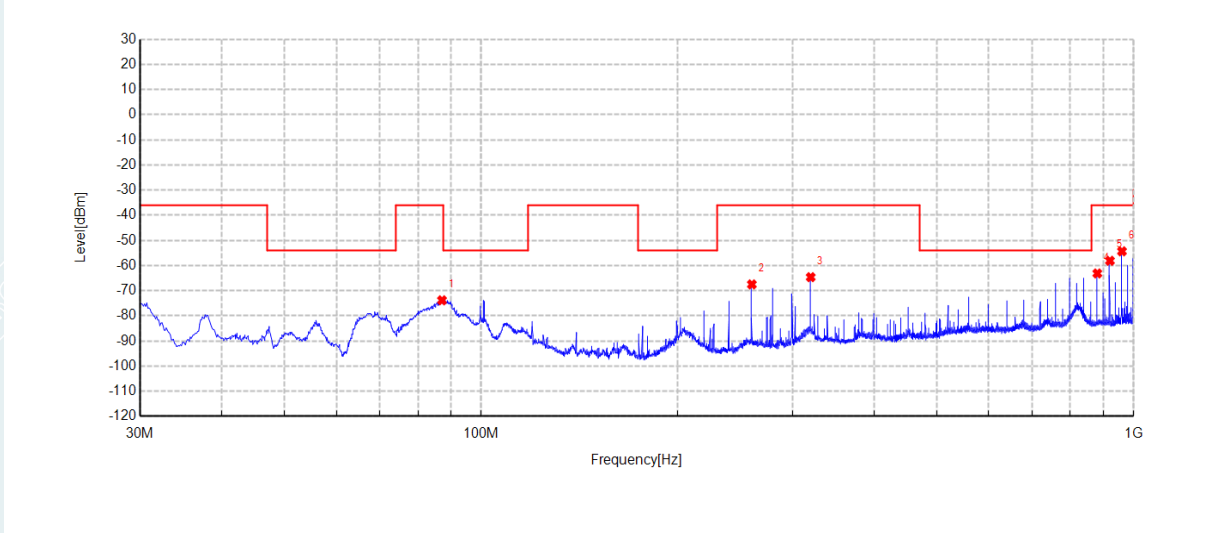
Adapter 1:

Project No	E20210426746801	EUT:	Camera Hub G3
Model:	CH-H03	Sample No:	E20210426746801-0008
Mode:	TX 802.11a 5180MHz	Voltage:	AC230V/50Hz
Environment:	Temp:23.8°C; Humi:62%	Engineer:	Chen Xiacong



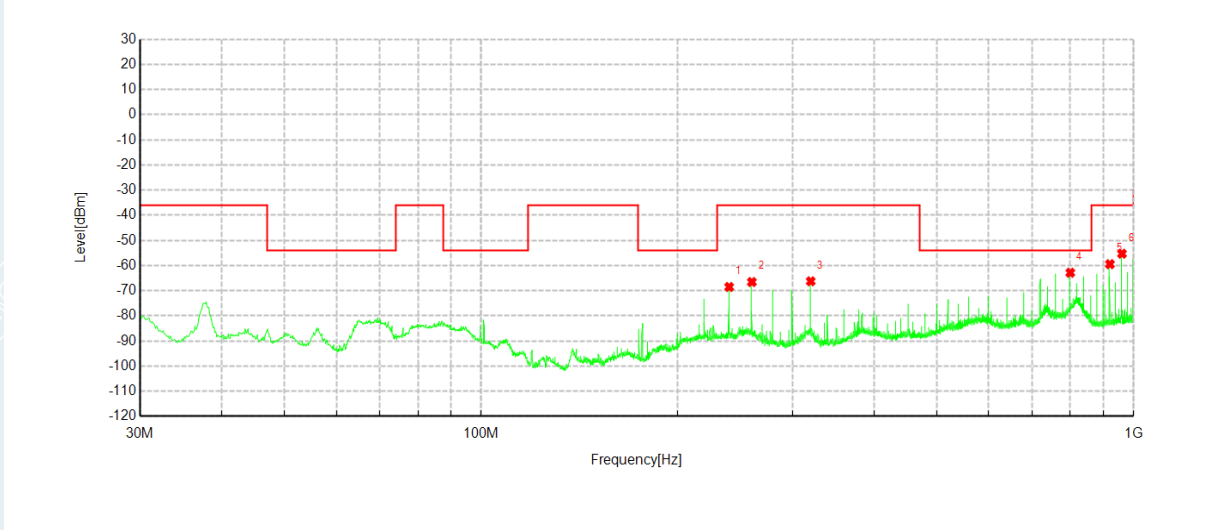
Suspected Data List								
NO.	Freq. [MHz]	Reading [dBm]	Level [dBm]	Limit [dBm]	Margin [dB]	Factor [dB]	Detector	Polarity
1	240.0050	-53.69	-67.65	-36.00	31.65	-13.96	RMS	Horizontal
2	260.0113	-48.70	-65.01	-36.00	29.01	-16.31	RMS	Horizontal
3	320.0300	-49.73	-66.12	-36.00	30.12	-16.39	RMS	Horizontal
4	760.0463	-57.02	-62.85	-54.00	8.85	-5.83	RMS	Horizontal
5	919.9750	-54.05	-58.96	-36.00	22.96	-4.91	RMS	Horizontal
6	959.9875	-51.14	-55.41	-36.00	19.41	-4.27	RMS	Horizontal

Project No	E20210426746801	EUT:	Camera Hub G3
Model:	CH-H03	Sample No:	E20210426746801-0008
Mode:	TX 802.11a 5180MHz	Voltage:	AC230V/50Hz
Environment:	Temp:23.8°C; Humi:62%	Engineer:	Chen Xiacong



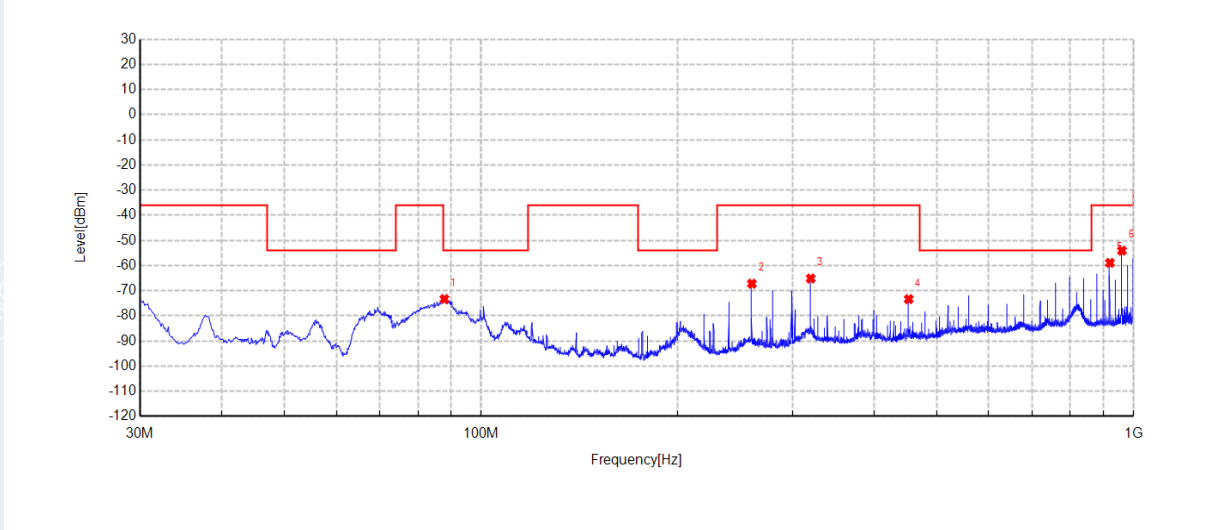
Suspected Data List								
NO.	Freq. [MHz]	Reading [dBm]	Level [dBm]	Limit [dBm]	Margin [dB]	Factor [dB]	Detector	Polarity
1	87.1088	-54.73	-73.83	-36.00	37.83	-19.10	RMS	Vertical
2	260.0113	-49.81	-67.49	-36.00	31.49	-17.68	RMS	Vertical
3	320.0300	-49.83	-64.62	-36.00	28.62	-14.79	RMS	Vertical
4	879.9625	-57.94	-63.13	-36.00	27.13	-5.19	RMS	Vertical
5	919.9750	-53.20	-58.10	-36.00	22.10	-4.90	RMS	Vertical
6	959.9875	-49.66	-54.34	-36.00	18.34	-4.68	RMS	Vertical

Project No	E20210426746801	EUT:	Camera Hub G3
Model:	CH-H03	Sample No:	E20210426746801-0008
Mode:	TX 802.11a 5320MHz	Voltage:	AC230V/50Hz
Environment:	Temp:23.8°C; Humi:62%	Engineer:	Chen Xiacong



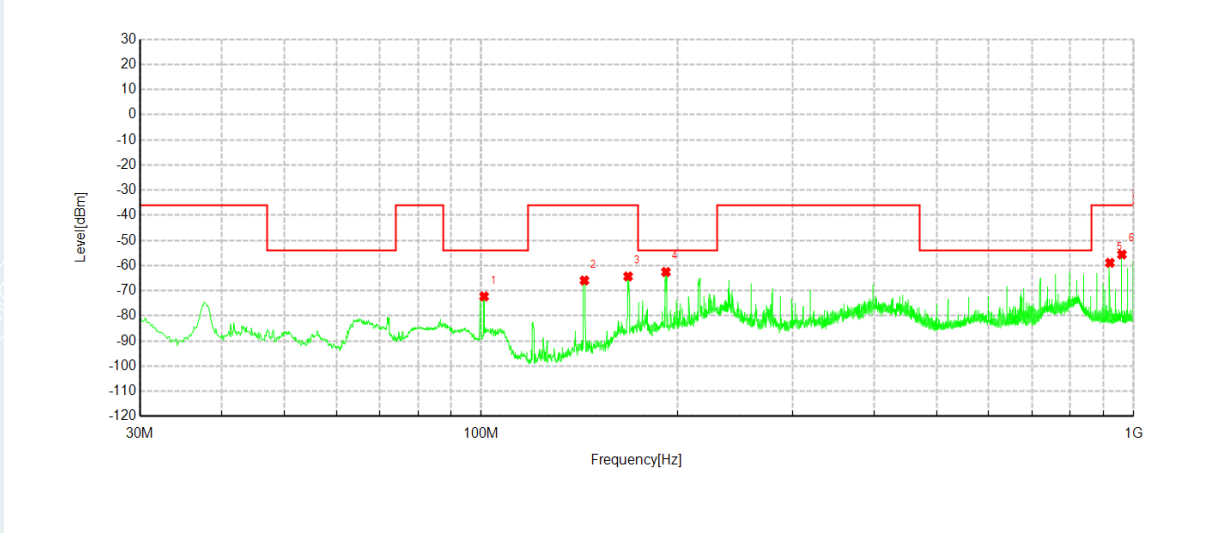
Suspected Data List								
NO.	Freq. [MHz]	Reading [dBm]	Level [dBm]	Limit [dBm]	Margin [dB]	Factor [dB]	Detector	Polarity
1	240.0050	-54.56	-68.52	-36.00	32.52	-13.96	RMS	Horizontal
2	260.0113	-50.24	-66.55	-36.00	30.55	-16.31	RMS	Horizontal
3	320.0300	-49.86	-66.25	-36.00	30.25	-16.39	RMS	Horizontal
4	799.9375	-57.21	-62.86	-54.00	8.86	-5.65	RMS	Horizontal
5	919.9750	-54.54	-59.45	-36.00	23.45	-4.91	RMS	Horizontal
6	959.9875	-51.02	-55.29	-36.00	19.29	-4.27	RMS	Horizontal

Project No	E20210426746801	EUT:	Camera Hub G3
Model:	CH-H03	Sample No:	E20210426746801-0008
Mode:	TX 802.11a 5320MHz	Voltage:	AC230V/50Hz
Environment:	Temp:23.8°C; Humi:62%	Engineer:	Chen Xiacong



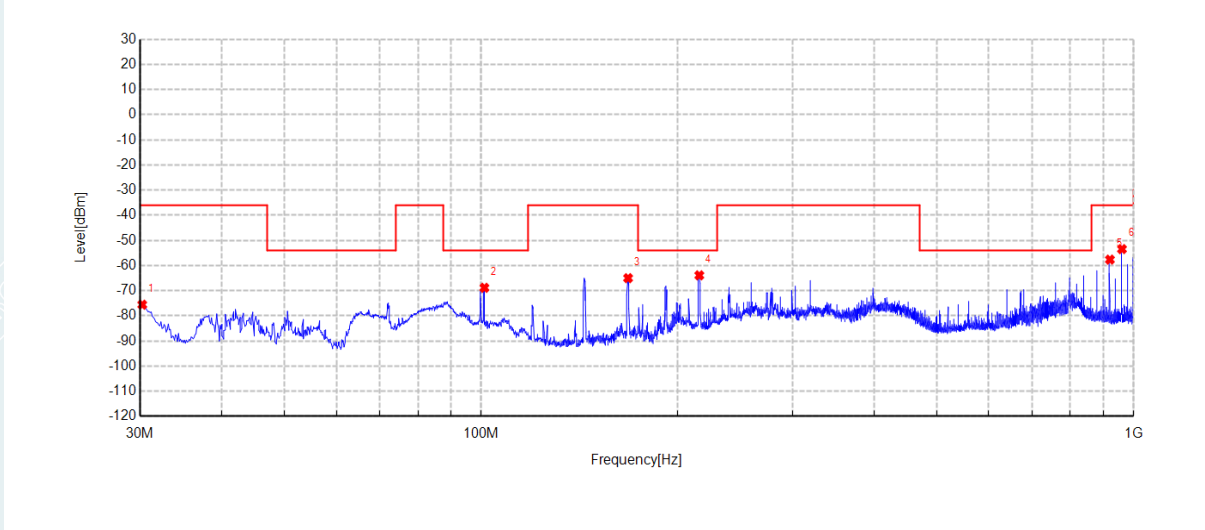
Suspected Data List								
NO.	Freq. [MHz]	Reading [dBm]	Level [dBm]	Limit [dBm]	Margin [dB]	Factor [dB]	Detector	Polarity
1	87.8363	-54.75	-73.34	-54.00	19.34	-18.59	RMS	Vertical
2	260.0113	-49.53	-67.21	-36.00	31.21	-17.68	RMS	Vertical
3	320.0300	-50.37	-65.16	-36.00	29.16	-14.79	RMS	Vertical
4	452.3138	-60.65	-73.36	-36.00	37.36	-12.71	RMS	Vertical
5	919.9750	-54.04	-58.94	-36.00	22.94	-4.90	RMS	Vertical
6	959.9875	-49.39	-54.07	-36.00	18.07	-4.68	RMS	Vertical

Project No	E20210426746801	EUT:	Camera Hub G3
Model:	CH-H03	Sample No:	E20210426746801-0008
Mode:	TX 802.11a 5500MHz	Voltage:	AC230V/50Hz
Environment:	Temp:23.8°C; Humi:62%	Engineer:	Chen Xiacong



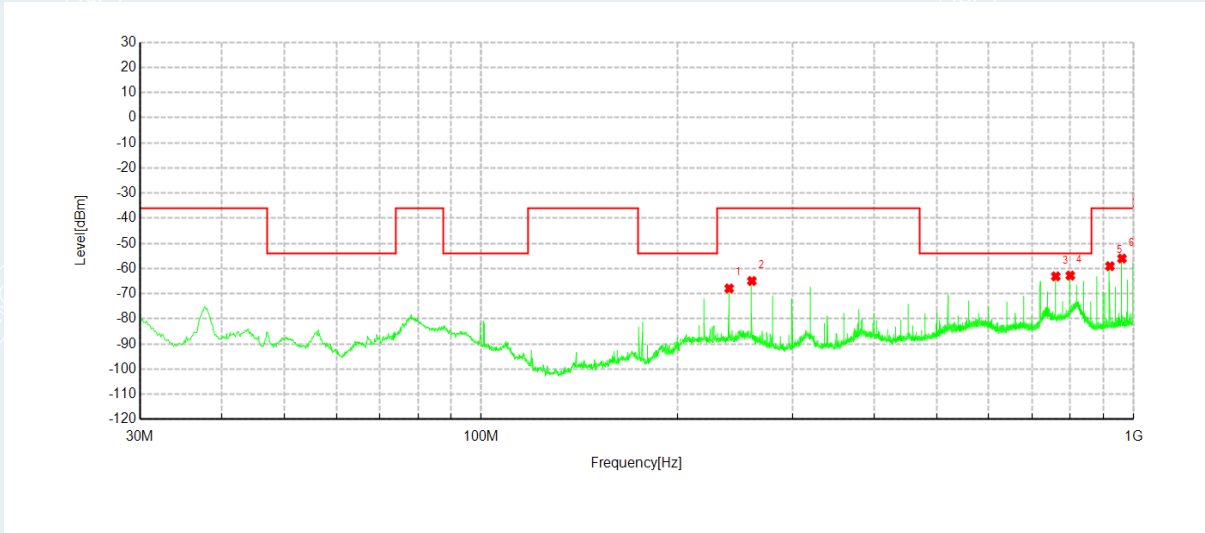
Suspected Data List								
NO.	Freq. [MHz]	Reading [dBm]	Level [dBm]	Limit [dBm]	Margin [dB]	Factor [dB]	Detector	Polarity
1	101.0525	-49.54	-72.30	-54.00	18.30	-22.76	RMS	Horizontal
2	143.9750	-40.81	-65.94	-36.00	29.94	-25.13	RMS	Horizontal
3	167.9825	-41.30	-64.33	-36.00	28.33	-23.03	RMS	Horizontal
4	191.9900	-43.29	-62.57	-54.00	8.57	-19.28	RMS	Horizontal
5	919.9750	-54.02	-58.93	-36.00	22.93	-4.91	RMS	Horizontal
6	959.9875	-51.34	-55.61	-36.00	19.61	-4.27	RMS	Horizontal

Project No	E20210426746801	EUT:	Camera Hub G3
Model:	CH-H03	Sample No:	E20210426746801-0008
Mode:	TX 802.11a 5500MHz	Voltage:	AC230V/50Hz
Environment:	Temp:23.8°C; Humi:62%	Engineer:	Chen Xiacong



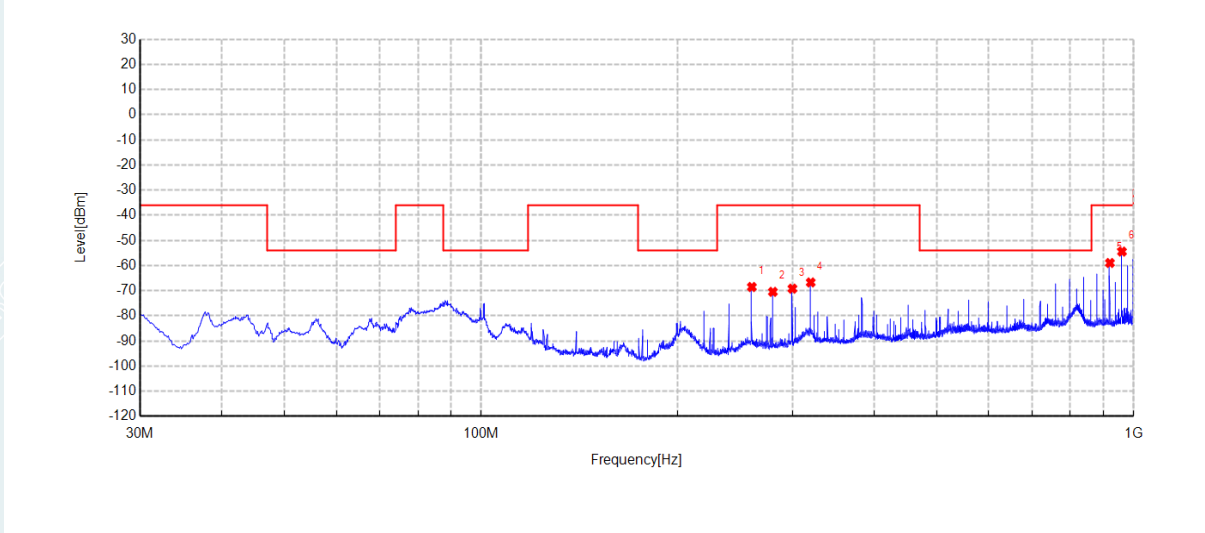
Suspected Data List								
NO.	Freq. [MHz]	Reading [dBm]	Level [dBm]	Limit [dBm]	Margin [dB]	Factor [dB]	Detector	Polarity
1	30.2425	-51.37	-75.56	-36.00	39.56	-24.19	RMS	Vertical
2	101.1738	-54.39	-68.85	-54.00	14.85	-14.46	RMS	Vertical
3	167.9825	-43.15	-65.01	-36.00	29.01	-21.86	RMS	Vertical
4	215.9975	-44.43	-63.89	-54.00	9.89	-19.46	RMS	Vertical
5	919.9750	-52.73	-57.63	-36.00	21.63	-4.90	RMS	Vertical
6	959.9875	-48.77	-53.45	-36.00	17.45	-4.68	RMS	Vertical

Project No	E20210426746801	EUT:	Camera Hub G3
Model:	CH-H03	Sample No:	E20210426746801-0008
Mode:	TX 802.11a 5700MHz	Voltage:	AC230V/50Hz
Environment:	Temp:23.8°C; Humi:62%	Engineer:	Chen Xiacong



Suspected Data List								
NO.	Freq. [MHz]	Reading [dBm]	Level [dBm]	Limit [dBm]	Margin [dB]	Factor [dB]	Detector	Polarity
1	240.0050	-53.95	-67.91	-36.00	31.91	-13.96	RMS	Horizontal
2	260.0113	-48.63	-64.94	-36.00	28.94	-16.31	RMS	Horizontal
3	760.0463	-57.28	-63.11	-54.00	9.11	-5.83	RMS	Horizontal
4	799.9375	-57.14	-62.79	-54.00	8.79	-5.65	RMS	Horizontal
5	919.9750	-54.15	-59.06	-36.00	23.06	-4.91	RMS	Horizontal
6	959.9875	-51.76	-56.03	-36.00	20.03	-4.27	RMS	Horizontal

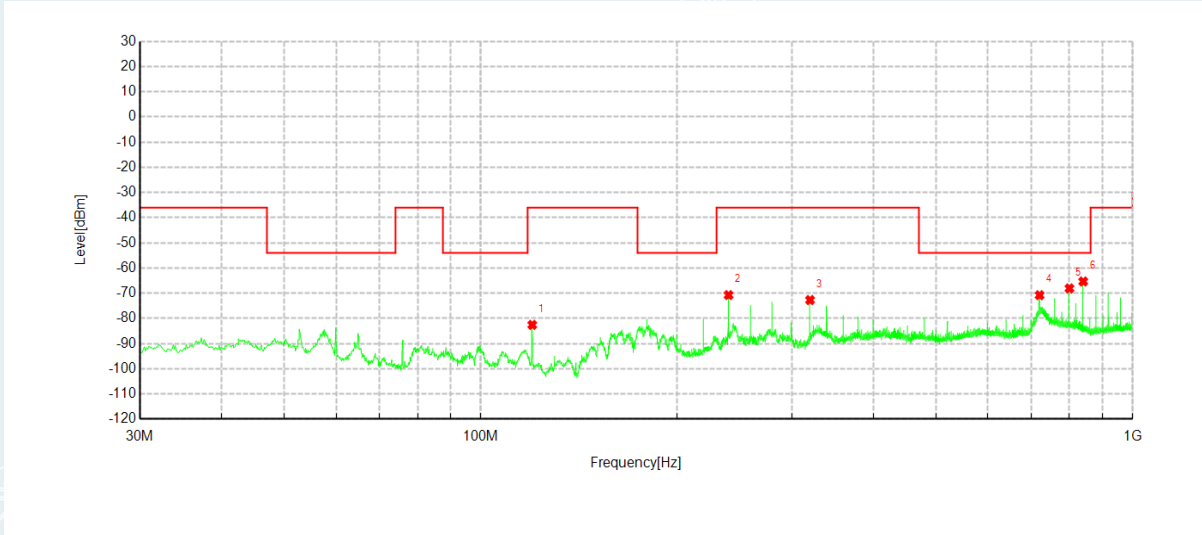
Project No	E20210426746801	EUT:	Camera Hub G3
Model:	CH-H03	Sample No:	E20210426746801-0008
Mode:	TX 802.11a 5700MHz	Voltage:	AC230V/50Hz
Environment:	Temp:23.8°C; Humi:62%	Engineer:	Chen Xiacong



Suspected Data List								
NO.	Freq. [MHz]	Reading [dBm]	Level [dBm]	Limit [dBm]	Margin [dB]	Factor [dB]	Detector	Polarity
1	260.0113	-50.84	-68.52	-36.00	32.52	-17.68	RMS	Vertical
2	280.0175	-54.17	-70.45	-36.00	34.45	-16.28	RMS	Vertical
3	300.0238	-53.67	-69.19	-36.00	33.19	-15.52	RMS	Vertical
4	320.0300	-51.93	-66.72	-36.00	30.72	-14.79	RMS	Vertical
5	919.9750	-54.08	-58.98	-36.00	22.98	-4.90	RMS	Vertical
6	959.9875	-49.77	-54.45	-36.00	18.45	-4.68	RMS	Vertical

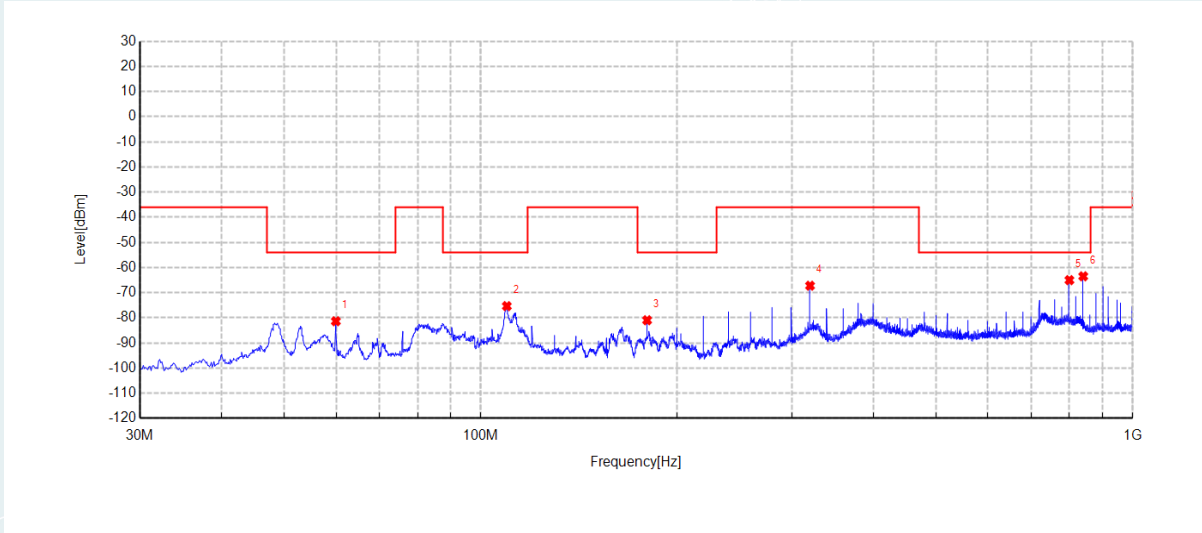
Adapter 2:

Project No	E20210426746801	EUT:	Camera Hub G3
Model:	CH-H03	Sample No:	E20210426746801-0008
Mode:	TX 802.11a 5180MHz	Voltage:	AC230V/50Hz
Environment:	Temp:25.1°C; Humi:54%	Engineer:	Chen Xiacong



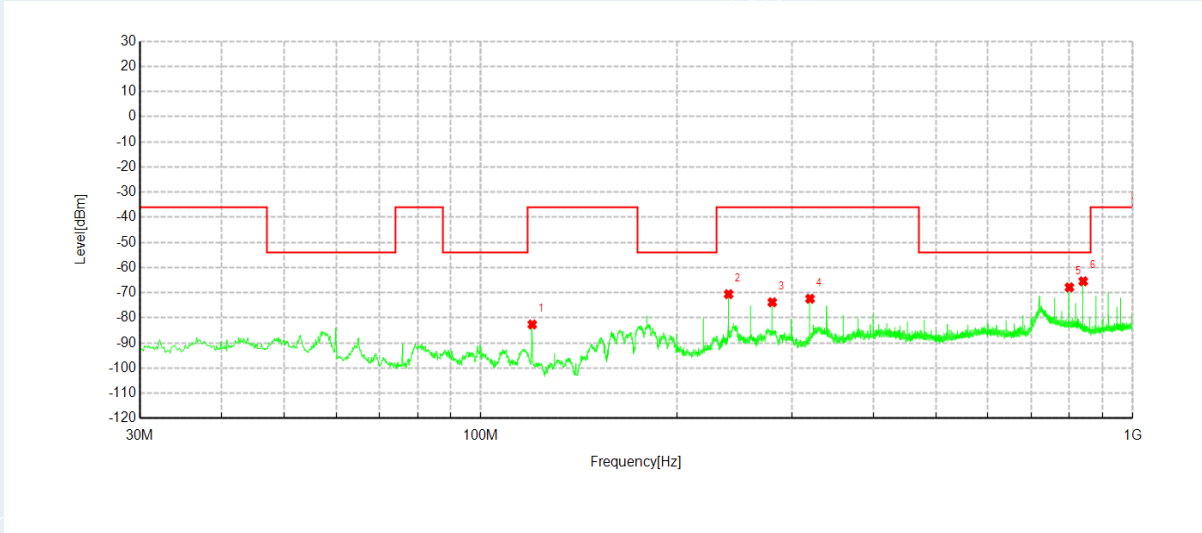
Suspected Data List								
NO.	Freq. [MHz]	Reading [dBm]	Level [dBm]	Limit [dBm]	Margin [dB]	Factor [dB]	Detector	Polarity
1	119.9675	-57.64	-82.56	-36.00	46.56	-24.92	RMS	Horizontal
2	240.0050	-56.78	-70.74	-36.00	34.74	-13.96	RMS	Horizontal
3	320.0300	-56.31	-72.70	-36.00	36.70	-16.39	RMS	Horizontal
4	720.0338	-62.81	-70.77	-54.00	16.77	-7.96	RMS	Horizontal
5	799.9375	-62.44	-68.09	-54.00	14.09	-5.65	RMS	Horizontal
6	839.9500	-59.20	-65.33	-54.00	11.33	-6.13	RMS	Horizontal

Project No	E20210426746801	EUT:	Camera Hub G3
Model:	CH-H03	Sample No:	E20210426746801-0008
Mode:	TX 802.11a 5180MHz	Voltage:	AC230V/50Hz
Environment:	Temp:25.1°C; Humi:54%	Engineer:	Chen Xiacong



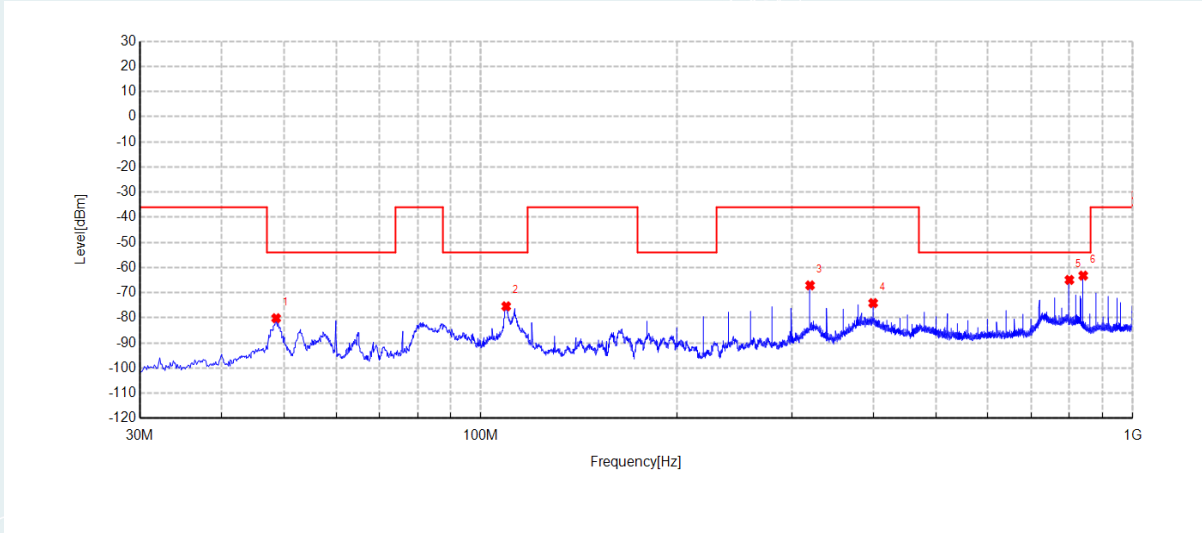
Suspected Data List								
NO.	Freq. [MHz]	Reading [dBm]	Level [dBm]	Limit [dBm]	Margin [dB]	Factor [dB]	Detector	Polarity
1	59.9488	-61.50	-81.35	-54.00	27.35	-19.85	RMS	Vertical
2	109.6613	-63.75	-75.33	-54.00	21.33	-11.58	RMS	Vertical
3	179.9863	-59.91	-80.95	-54.00	26.95	-21.04	RMS	Vertical
4	320.0300	-52.44	-67.23	-36.00	31.23	-14.79	RMS	Vertical
5	799.9375	-58.65	-65.00	-54.00	11.00	-6.35	RMS	Vertical
6	839.9500	-57.28	-63.48	-54.00	9.48	-6.20	RMS	Vertical

Project No	E20210426746801	EUT:	Camera Hub G3
Model:	CH-H03	Sample No:	E20210426746801-0008
Mode:	TX 802.11a 5320MHz	Voltage:	AC230V/50Hz
Environment:	Temp:25.1°C; Humi:54%	Engineer:	Chen Xiacong



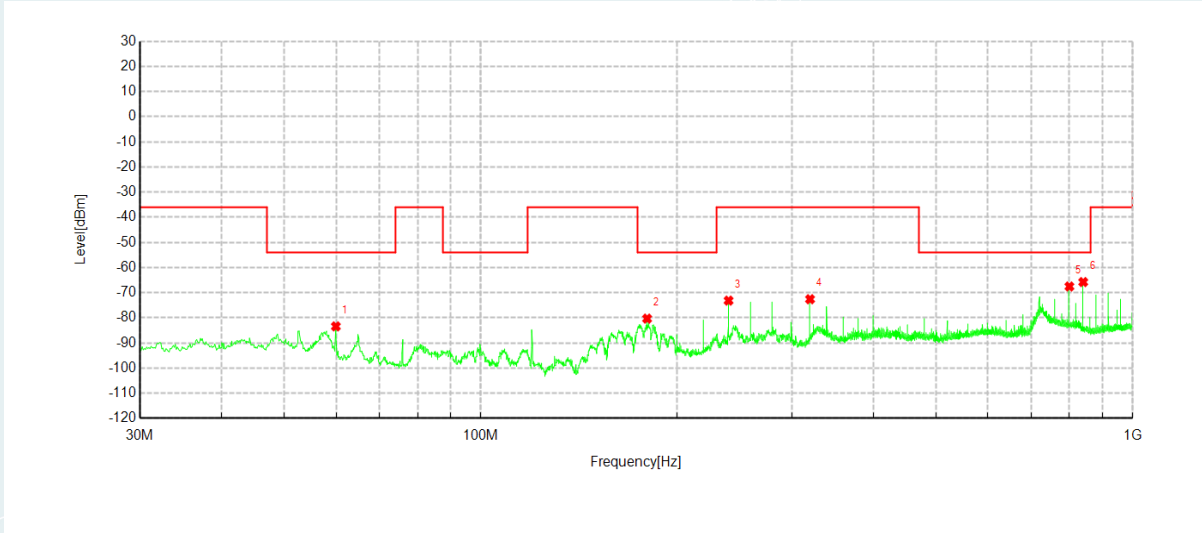
Suspected Data List								
NO.	Freq. [MHz]	Reading [dBm]	Level [dBm]	Limit [dBm]	Margin [dB]	Factor [dB]	Detector	Polarity
1	119.9675	-57.73	-82.65	-36.00	46.65	-24.92	RMS	Horizontal
2	240.0050	-56.63	-70.59	-36.00	34.59	-13.96	RMS	Horizontal
3	280.0175	-58.07	-73.82	-36.00	37.82	-15.75	RMS	Horizontal
4	320.0300	-56.02	-72.41	-36.00	36.41	-16.39	RMS	Horizontal
5	799.9375	-62.23	-67.88	-54.00	13.88	-5.65	RMS	Horizontal
6	839.9500	-59.35	-65.48	-54.00	11.48	-6.13	RMS	Horizontal

Project No	E20210426746801	EUT:	Camera Hub G3
Model:	CH-H03	Sample No:	E20210426746801-0008
Mode:	TX 802.11a 5320MHz	Voltage:	AC230V/50Hz
Environment:	Temp:25.1°C; Humi:54%	Engineer:	Chen Xiacong



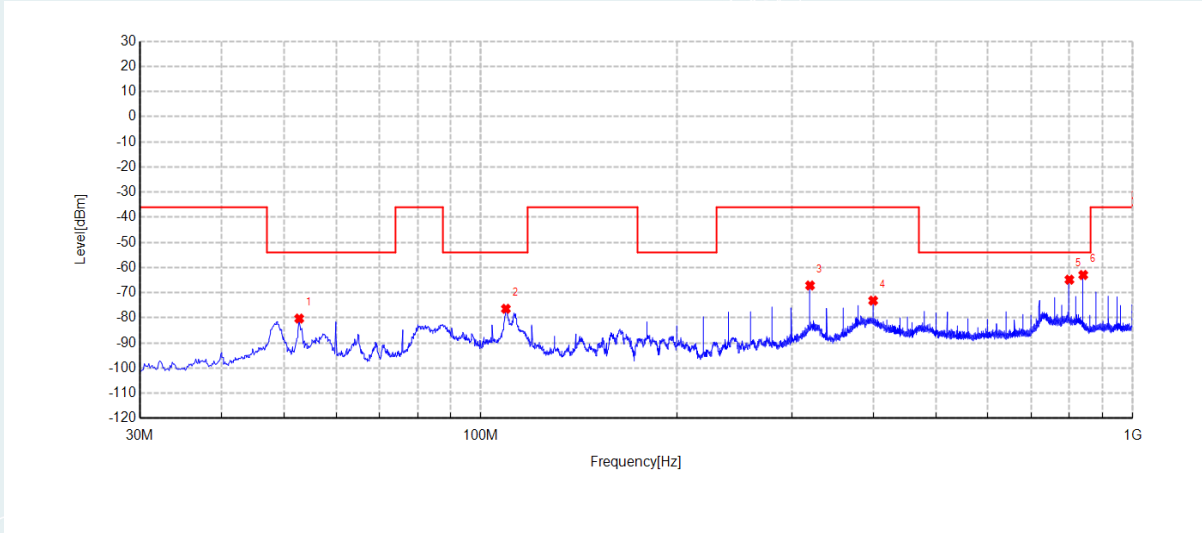
Suspected Data List								
NO.	Freq. [MHz]	Reading [dBm]	Level [dBm]	Limit [dBm]	Margin [dB]	Factor [dB]	Detector	Polarity
1	48.5513	-58.77	-80.15	-54.00	26.15	-21.38	RMS	Vertical
2	109.4188	-63.75	-75.41	-54.00	21.41	-11.66	RMS	Vertical
3	320.0300	-52.30	-67.09	-36.00	31.09	-14.79	RMS	Vertical
4	399.9338	-61.02	-74.14	-36.00	38.14	-13.12	RMS	Vertical
5	799.9375	-58.56	-64.91	-54.00	10.91	-6.35	RMS	Vertical
6	839.9500	-57.00	-63.20	-54.00	9.20	-6.20	RMS	Vertical

Project No	E20210426746801	EUT:	Camera Hub G3
Model:	CH-H03	Sample No:	E20210426746801-0008
Mode:	TX 802.11a 5500MHz	Voltage:	AC230V/50Hz
Environment:	Temp:25.1°C; Humi:54%	Engineer:	Chen Xiacong



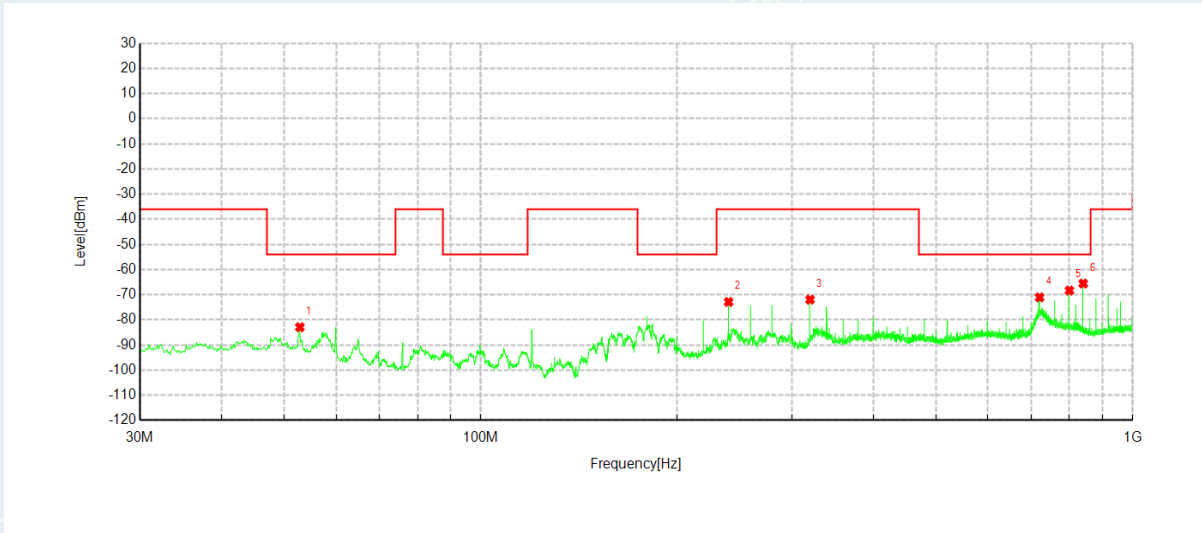
Suspected Data List								
NO.	Freq. [MHz]	Reading [dBm]	Level [dBm]	Limit [dBm]	Margin [dB]	Factor [dB]	Detector	Polarity
1	59.9488	-67.52	-83.40	-54.00	29.40	-15.88	RMS	Horizontal
2	179.9863	-58.28	-80.31	-54.00	26.31	-22.03	RMS	Horizontal
3	240.0050	-59.18	-73.14	-36.00	37.14	-13.96	RMS	Horizontal
4	320.0300	-56.20	-72.59	-36.00	36.59	-16.39	RMS	Horizontal
5	799.9375	-61.88	-67.53	-54.00	13.53	-5.65	RMS	Horizontal
6	839.9500	-59.64	-65.77	-54.00	11.77	-6.13	RMS	Horizontal

Project No	E20210426746801	EUT:	Camera Hub G3
Model:	CH-H03	Sample No:	E20210426746801-0008
Mode:	TX 802.11a 5500MHz	Voltage:	AC230V/50Hz
Environment:	Temp:25.1°C; Humi:54%	Engineer:	Chen Xiacong



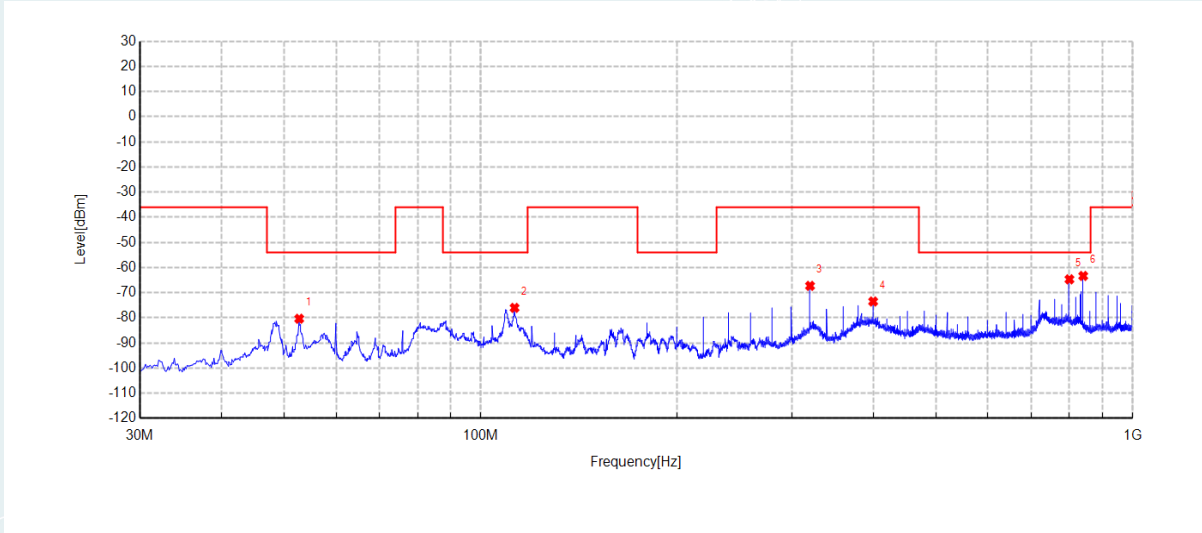
Suspected Data List								
NO.	Freq. [MHz]	Reading [dBm]	Level [dBm]	Limit [dBm]	Margin [dB]	Factor [dB]	Detector	Polarity
1	52.6738	-59.12	-80.29	-54.00	26.29	-21.17	RMS	Vertical
2	109.2975	-64.71	-76.41	-54.00	22.41	-11.70	RMS	Vertical
3	320.0300	-52.34	-67.13	-36.00	31.13	-14.79	RMS	Vertical
4	399.9338	-60.04	-73.16	-36.00	37.16	-13.12	RMS	Vertical
5	799.9375	-58.47	-64.82	-54.00	10.82	-6.35	RMS	Vertical
6	839.9500	-56.75	-62.95	-54.00	8.95	-6.20	RMS	Vertical

Project No	E20210426746801	EUT:	Camera Hub G3
Model:	CH-H03	Sample No:	E20210426746801-0008
Mode:	TX 802.11a 5700MHz	Voltage:	AC230V/50Hz
Environment:	Temp:25.1°C; Humi:54%	Engineer:	Chen Xiacong



Suspected Data List								
NO.	Freq. [MHz]	Reading [dBm]	Level [dBm]	Limit [dBm]	Margin [dB]	Factor [dB]	Detector	Polarity
1	52.7950	-68.39	-82.94	-54.00	28.94	-14.55	RMS	Horizontal
2	240.0050	-58.94	-72.90	-36.00	36.90	-13.96	RMS	Horizontal
3	320.0300	-55.57	-71.96	-36.00	35.96	-16.39	RMS	Horizontal
4	720.0338	-63.10	-71.06	-54.00	17.06	-7.96	RMS	Horizontal
5	799.9375	-62.69	-68.34	-54.00	14.34	-5.65	RMS	Horizontal
6	839.9500	-59.44	-65.57	-54.00	11.57	-6.13	RMS	Horizontal

Project No	E20210426746801	EUT:	Camera Hub G3
Model:	CH-H03	Sample No:	E20210426746801-0008
Mode:	TX 802.11a 5700MHz	Voltage:	AC230V/50Hz
Environment:	Temp:25.1°C; Humi:54%	Engineer:	Chen Xiacong



Suspected Data List								
NO.	Freq. [MHz]	Reading [dBm]	Level [dBm]	Limit [dBm]	Margin [dB]	Factor [dB]	Detector	Polarity
1	52.6738	-59.18	-80.35	-54.00	26.35	-21.17	RMS	Vertical
2	112.6925	-64.03	-76.03	-54.00	22.03	-12.00	RMS	Vertical
3	320.0300	-52.49	-67.28	-36.00	31.28	-14.79	RMS	Vertical
4	399.9338	-60.38	-73.50	-36.00	37.50	-13.12	RMS	Vertical
5	799.9375	-58.33	-64.68	-54.00	10.68	-6.35	RMS	Vertical
6	839.9500	-57.13	-63.33	-54.00	9.33	-6.20	RMS	Vertical

Above 1GHz

Adapter 1:

Project No	E20210426746801	EUT:	Camera Hub G3
Model:	CH-H03	Sample No:	E20210426746801-0008
Mode:	TX 802.11a 5180MHz	Voltage:	AC230V/50Hz
Environment:	Temp:23.8°C; Humi:62%	Engineer:	Chen Xiaocong

Suspected Data List								
NO.	Freq. [MHz]	Reading [dBm]	Level [dBm]	Limit [dBm]	Margin [dB]	Factor [dB]	Detector	Polarity
1	1599.4000	-46.47	-60.07	-30.00	30.07	-13.60	RMS	Horizontal
2	1919.8000	-56.48	-64.12	-30.00	34.12	-7.64	RMS	Horizontal
3	4806.4000	-53.45	-50.07	-30.00	20.07	3.38	RMS	Horizontal
4	5186.8000	-48.89	-44.58	-30.00	14.58	4.31	RMS	Horizontal
5	6907.0000	-57.67	-50.07	-30.00	20.07	7.60	RMS	Horizontal
6	10358.0298	-58.90	-44.66	-30.00	14.66	14.24	RMS	Horizontal

Suspected Data List								
NO.	Freq. [MHz]	Reading [dBm]	Level [dBm]	Limit [dBm]	Margin [dB]	Factor [dB]	Detector	Polarity
1	1596.4000	-40.48	-53.92	-30.00	23.92	-13.44	RMS	Vertical
2	3199.6000	-55.90	-60.78	-30.00	30.78	-4.88	RMS	Vertical
3	4806.4000	-54.15	-50.70	-30.00	20.70	3.45	RMS	Vertical
4	5187.4000	-50.33	-45.92	-30.00	15.92	4.41	RMS	Vertical
5	6907.0000	-60.53	-53.38	-30.00	23.38	7.15	RMS	Vertical
6	10358.9466	-63.64	-49.10	-30.00	19.10	14.54	RMS	Vertical

Project No	E20210426746801	EUT:	Camera Hub G3
Model:	CH-H03	Sample No:	E20210426746801-0008
Mode:	TX 802.11a 5320MHz	Voltage:	AC230V/50Hz
Environment:	Temp:23.8°C; Humi:62%	Engineer:	Chen Xiaocong

Suspected Data List								
NO.	Freq. [MHz]	Reading [dBm]	Level [dBm]	Limit [dBm]	Margin [dB]	Factor [dB]	Detector	Polarity
1	1597.6000	-47.09	-60.72	-30.00	30.72	-13.63	RMS	Horizontal
2	4806.4000	-53.53	-50.15	-30.00	20.15	3.38	RMS	Horizontal
3	5313.4000	-56.29	-52.03	-30.00	22.03	4.26	RMS	Horizontal
4	7093.5078	-57.76	-49.94	-30.00	19.94	7.82	RMS	Horizontal
5	10636.7197	-63.79	-47.99	-30.00	17.99	15.80	RMS	Horizontal
6	14653.8878	-73.89	-46.91	-30.00	16.91	26.98	RMS	Horizontal

Suspected Data List								
NO.	Freq. [MHz]	Reading [dBm]	Level [dBm]	Limit [dBm]	Margin [dB]	Factor [dB]	Detector	Polarity
1	1739.8000	-51.09	-63.95	-30.00	33.95	-12.86	RMS	Vertical
2	3199.6000	-55.88	-60.76	-30.00	30.76	-4.88	RMS	Vertical
3	4806.4000	-53.92	-50.47	-30.00	20.47	3.45	RMS	Vertical
4	5327.8000	-58.23	-53.32	-30.00	23.32	4.91	RMS	Vertical
5	6595.6000	-66.14	-58.81	-30.00	28.81	7.33	RMS	Vertical
6	10639.4700	-66.12	-50.86	-30.00	20.86	15.26	RMS	Vertical

Project No	E20210426746801	EUT:	Camera Hub G3
Model:	CH-H03	Sample No:	E20210426746801-0008
Mode:	TX 802.11a 5500MHz	Voltage:	AC230V/50Hz
Environment:	Temp:23.8°C; Humi:62%	Engineer:	Chen Xiacong

Suspected Data List								
NO.	Freq. [MHz]	Reading [dBm]	Level [dBm]	Limit [dBm]	Margin [dB]	Factor [dB]	Detector	Polarity
1	1598.2000	-45.55	-59.17	-30.00	29.17	-13.62	RMS	Horizontal
2	1994.8000	-54.09	-61.83	-30.00	31.83	-7.74	RMS	Horizontal
3	4806.4000	-53.72	-50.34	-30.00	20.34	3.38	RMS	Horizontal
4	5507.2000	-52.91	-47.40	-30.00	17.40	5.51	RMS	Horizontal
5	7333.6945	-60.77	-51.88	-30.00	21.88	8.89	RMS	Horizontal
6	14647.4706	-74.07	-47.06	-30.00	17.06	27.01	RMS	Horizontal

Suspected Data List								
NO.	Freq. [MHz]	Reading [dBm]	Level [dBm]	Limit [dBm]	Margin [dB]	Factor [dB]	Detector	Polarity
1	1594.0000	-42.08	-55.58	-30.00	25.58	-13.50	RMS	Vertical
2	1775.8000	-49.03	-60.82	-30.00	30.82	-11.79	RMS	Vertical
3	3200.2000	-55.78	-60.66	-30.00	30.66	-4.88	RMS	Vertical
4	4806.4000	-54.24	-50.79	-30.00	20.79	3.45	RMS	Vertical
5	5506.6000	-49.15	-43.44	-30.00	13.44	5.71	RMS	Vertical
6	7333.6945	-61.21	-52.81	-30.00	22.81	8.40	RMS	Vertical

Project No	E20210426746801	EUT:	Camera Hub G3
Model:	CH-H03	Sample No:	E20210426746801-0008
Mode:	TX 802.11a 5700MHz	Voltage:	AC230V/50Hz
Environment:	Temp:23.8°C; Humi:62%	Engineer:	Chen Xiacong

Suspected Data List								
NO.	Freq. [MHz]	Reading [dBm]	Level [dBm]	Limit [dBm]	Margin [dB]	Factor [dB]	Detector	Polarity
1	1595.2000	-49.05	-62.72	-30.00	32.72	-13.67	RMS	Horizontal
2	1793.2000	-51.52	-64.14	-30.00	34.14	-12.62	RMS	Horizontal
3	4806.4000	-53.59	-50.21	-30.00	20.21	3.38	RMS	Horizontal
4	5707.0000	-53.13	-46.86	-30.00	16.86	6.27	RMS	Horizontal
5	11400.3667	-65.71	-47.70	-30.00	17.70	18.01	RMS	Horizontal
6	14647.4706	-74.26	-47.25	-30.00	17.25	27.01	RMS	Horizontal

Suspected Data List								
NO.	Freq. [MHz]	Reading [dBm]	Level [dBm]	Limit [dBm]	Margin [dB]	Factor [dB]	Detector	Polarity
1	1593.4000	-45.17	-58.68	-30.00	28.68	-13.51	RMS	Vertical
2	3199.6000	-55.91	-60.79	-30.00	30.79	-4.88	RMS	Vertical
3	4806.4000	-54.07	-50.62	-30.00	20.62	3.45	RMS	Vertical
4	5693.2000	-54.96	-48.23	-30.00	18.23	6.73	RMS	Vertical
5	11396.6997	-69.47	-52.05	-30.00	22.05	17.42	RMS	Vertical
6	14739.1449	-74.63	-50.25	-30.00	20.25	24.38	RMS	Vertical

Project No	E20210426746801	EUT:	Camera Hub G3
Model:	CH-H03	Sample No:	E20210426746801-0008
Mode:	TX 802.11n HT20 5180MHz	Voltage:	AC230V/50Hz
Environment:	Temp:23.8°C; Humi:62%	Engineer:	Chen Xiacong

Suspected Data List								
NO.	Freq. [MHz]	Reading [dBm]	Level [dBm]	Limit [dBm]	Margin [dB]	Factor [dB]	Detector	Polarity
1	1595.8000	-48.61	-62.27	-30.00	32.27	-13.66	RMS	Horizontal
2	1809.4000	-52.54	-64.74	-30.00	34.74	-12.20	RMS	Horizontal
3	4806.4000	-53.71	-50.33	-30.00	20.33	3.38	RMS	Horizontal
4	5186.8000	-50.49	-46.18	-30.00	16.18	4.31	RMS	Horizontal
5	10360.7801	-60.33	-46.14	-30.00	16.14	14.19	RMS	Horizontal
6	14649.3041	-74.20	-47.04	-30.00	17.04	27.16	RMS	Horizontal

Suspected Data List								
NO.	Freq. [MHz]	Reading [dBm]	Level [dBm]	Limit [dBm]	Margin [dB]	Factor [dB]	Detector	Polarity
1	1600.0000	-48.19	-61.55	-30.00	31.55	-13.36	RMS	Vertical
2	2395.0000	-44.68	-53.07	-30.00	23.07	-8.39	RMS	Vertical
3	4806.4000	-54.17	-50.72	-30.00	20.72	3.45	RMS	Vertical
4	5187.4000	-50.44	-46.03	-30.00	16.03	4.41	RMS	Vertical
5	10358.0298	-64.45	-49.92	-30.00	19.92	14.53	RMS	Vertical
6	17601.2168	-75.74	-48.82	-30.00	18.82	26.92	RMS	Vertical

Project No	E20210426746801	EUT:	Camera Hub G3
Model:	CH-H03	Sample No:	E20210426746801-0008
Mode:	TX 802.11n HT20 5320MHz	Voltage:	AC230V/50Hz
Environment:	Temp:23.8°C; Humi:62%	Engineer:	Chen Xiacong

Suspected Data List								
NO.	Freq. [MHz]	Reading [dBm]	Level [dBm]	Limit [dBm]	Margin [dB]	Factor [dB]	Detector	Polarity
1	1595.2000	-50.04	-63.71	-30.00	33.71	-13.67	RMS	Horizontal
2	4806.4000	-53.81	-50.43	-30.00	20.43	3.38	RMS	Horizontal
3	5312.2000	-56.43	-52.20	-30.00	22.20	4.23	RMS	Horizontal
4	7093.5078	-58.10	-50.28	-30.00	20.28	7.82	RMS	Horizontal
5	10639.4700	-62.81	-47.05	-30.00	17.05	15.76	RMS	Horizontal
6	14650.2209	-74.26	-47.06	-30.00	17.06	27.20	RMS	Horizontal

Suspected Data List								
NO.	Freq. [MHz]	Reading [dBm]	Level [dBm]	Limit [dBm]	Margin [dB]	Factor [dB]	Detector	Polarity
1	1593.4000	-41.23	-54.74	-30.00	24.74	-13.51	RMS	Vertical
2	3199.6000	-55.62	-60.50	-30.00	30.50	-4.88	RMS	Vertical
3	4806.4000	-54.10	-50.65	-30.00	20.65	3.45	RMS	Vertical
4	5326.6000	-58.28	-53.40	-30.00	23.40	4.88	RMS	Vertical
5	7093.5078	-58.92	-51.02	-30.00	21.02	7.90	RMS	Vertical
6	10638.5532	-67.68	-52.45	-30.00	22.45	15.23	RMS	Vertical

Project No	E20210426746801	EUT:	Camera Hub G3
Model:	CH-H03	Sample No:	E20210426746801-0008
Mode:	TX 802.11n HT20 5500MHz	Voltage:	AC230V/50Hz
Environment:	Temp:23.8°C; Humi:62%	Engineer:	Chen Xiacong

Suspected Data List								
NO.	Freq. [MHz]	Reading [dBm]	Level [dBm]	Limit [dBm]	Margin [dB]	Factor [dB]	Detector	Polarity
1	1595.2000	-49.41	-63.08	-30.00	33.08	-13.67	RMS	Horizontal
2	4806.4000	-53.79	-50.41	-30.00	20.41	3.38	RMS	Horizontal
3	5507.2000	-53.53	-48.02	-30.00	18.02	5.51	RMS	Horizontal
4	7333.6945	-60.27	-51.38	-30.00	21.38	8.89	RMS	Horizontal
5	11000.6667	-67.08	-52.05	-30.00	22.05	15.03	RMS	Horizontal
6	14667.6390	-73.17	-47.00	-30.00	17.00	26.17	RMS	Horizontal

Suspected Data List								
NO.	Freq. [MHz]	Reading [dBm]	Level [dBm]	Limit [dBm]	Margin [dB]	Factor [dB]	Detector	Polarity
1	1600.0000	-46.36	-59.72	-30.00	29.72	-13.36	RMS	Vertical
2	4806.4000	-54.13	-50.68	-30.00	20.68	3.45	RMS	Vertical
3	5507.2000	-48.63	-42.90	-30.00	12.90	5.73	RMS	Vertical
4	7333.6945	-60.63	-52.23	-30.00	22.23	8.40	RMS	Vertical
5	11000.0000	-70.63	-54.62	-30.00	24.62	16.01	RMS	Vertical
6	14752.8961	-74.86	-50.42	-30.00	20.42	24.44	RMS	Vertical

Project No	E20210426746801	EUT:	Camera Hub G3
Model:	CH-H03	Sample No:	E20210426746801-0008
Mode:	TX 802.11n HT20 5700MHz	Voltage:	AC230V/50Hz
Environment:	Temp:23.8°C; Humi:62%	Engineer:	Chen Xiacong

Suspected Data List								
NO.	Freq. [MHz]	Reading [dBm]	Level [dBm]	Limit [dBm]	Margin [dB]	Factor [dB]	Detector	Polarity
1	1597.6000	-44.49	-58.12	-30.00	28.12	-13.63	RMS	Horizontal
2	1809.4000	-52.42	-64.62	-30.00	34.62	-12.20	RMS	Horizontal
3	4806.4000	-53.91	-50.53	-30.00	20.53	3.38	RMS	Horizontal
4	5706.4000	-53.11	-46.85	-30.00	16.85	6.26	RMS	Horizontal
5	11396.6997	-66.66	-48.73	-30.00	18.73	17.93	RMS	Horizontal
6	14647.4706	-74.38	-47.37	-30.00	17.37	27.01	RMS	Horizontal

Suspected Data List								
NO.	Freq. [MHz]	Reading [dBm]	Level [dBm]	Limit [dBm]	Margin [dB]	Factor [dB]	Detector	Polarity
1	1597.6000	-45.14	-58.55	-30.00	28.55	-13.41	RMS	Vertical
2	2396.2000	-54.33	-62.72	-30.00	32.72	-8.39	RMS	Vertical
3	4806.4000	-54.42	-50.97	-30.00	20.97	3.45	RMS	Vertical
4	5693.2000	-54.79	-48.06	-30.00	18.06	6.73	RMS	Vertical
5	11401.2834	-70.25	-52.80	-30.00	22.80	17.45	RMS	Vertical
6	14751.0626	-74.89	-50.38	-30.00	20.38	24.51	RMS	Vertical

Project No	E20210426746801	EUT:	Camera Hub G3
Model:	CH-H03	Sample No:	E20210426746801-0008
Mode:	TX 802.11n HT40 5190MHz	Voltage:	AC230V/50Hz
Environment:	Temp:23.8°C; Humi:62%	Engineer:	Chen Xiacong

Suspected Data List								
NO.	Freq. [MHz]	Reading [dBm]	Level [dBm]	Limit [dBm]	Margin [dB]	Factor [dB]	Detector	Polarity
1	1040.2000	-45.74	-61.17	-30.00	31.17	-15.43	RMS	Horizontal
2	1809.4000	-50.06	-62.26	-30.00	32.26	-12.20	RMS	Horizontal
3	4806.4000	-54.36	-50.98	-30.00	20.98	3.38	RMS	Horizontal
4	5191.6000	-52.82	-48.67	-30.00	18.67	4.15	RMS	Horizontal
5	10379.1149	-60.07	-46.23	-30.00	16.23	13.84	RMS	Horizontal
6	14651.1376	-72.51	-45.36	-30.00	15.36	27.15	RMS	Horizontal

Suspected Data List								
NO.	Freq. [MHz]	Reading [dBm]	Level [dBm]	Limit [dBm]	Margin [dB]	Factor [dB]	Detector	Polarity
1	1040.2000	-47.30	-61.90	-30.00	31.90	-14.60	RMS	Vertical
2	1820.2000	-55.21	-65.07	-30.00	35.07	-9.86	RMS	Vertical
3	4806.4000	-51.72	-48.27	-30.00	18.27	3.45	RMS	Vertical
4	5185.6000	-53.83	-49.37	-30.00	19.37	4.46	RMS	Vertical
5	10380.0317	-62.96	-48.24	-30.00	18.24	14.72	RMS	Vertical
6	17823.0686	-73.03	-46.50	-30.00	16.50	26.53	RMS	Vertical

Project No	E20210426746801	EUT:	Camera Hub G3
Model:	CH-H03	Sample No:	E20210426746801-0008
Mode:	TX 802.11n HT40 5310MHz	Voltage:	AC230V/50Hz
Environment:	Temp:23.8°C; Humi:62%	Engineer:	Chen Xiacong

Suspected Data List								
NO.	Freq. [MHz]	Reading [dBm]	Level [dBm]	Limit [dBm]	Margin [dB]	Factor [dB]	Detector	Polarity
1	1809.4000	-50.27	-62.47	-30.00	32.47	-12.20	RMS	Horizontal
2	4806.4000	-54.43	-51.05	-30.00	21.05	3.38	RMS	Horizontal
3	5293.6000	-56.53	-52.55	-30.00	22.55	3.98	RMS	Horizontal
4	7080.6734	-58.87	-51.18	-30.00	21.18	7.69	RMS	Horizontal
5	10619.3016	-62.04	-46.02	-30.00	16.02	16.02	RMS	Horizontal
6	14652.0543	-72.99	-45.90	-30.00	15.90	27.09	RMS	Horizontal

Suspected Data List								
NO.	Freq. [MHz]	Reading [dBm]	Level [dBm]	Limit [dBm]	Margin [dB]	Factor [dB]	Detector	Polarity
1	1040.2000	-46.76	-61.36	-30.00	31.36	-14.60	RMS	Vertical
2	4806.4000	-51.65	-48.20	-30.00	18.20	3.45	RMS	Vertical
3	5294.8000	-60.21	-55.93	-30.00	25.93	4.28	RMS	Vertical
4	7080.6734	-59.52	-51.75	-30.00	21.75	7.77	RMS	Vertical
5	10621.1351	-65.25	-50.52	-30.00	20.52	14.73	RMS	Vertical
6	14397.1998	-71.65	-48.79	-30.00	18.79	22.86	RMS	Vertical

Project No	E20210426746801	EUT:	Camera Hub G3
Model:	CH-H03	Sample No:	E20210426746801-0008
Mode:	TX 802.11n HT40 5510MHz	Voltage:	AC230V/50Hz
Environment:	Temp:23.8°C; Humi:62%	Engineer:	Chen Xiacong

Suspected Data List								
NO.	Freq. [MHz]	Reading [dBm]	Level [dBm]	Limit [dBm]	Margin [dB]	Factor [dB]	Detector	Polarity
1	1809.4000	-50.54	-62.74	-30.00	32.74	-12.20	RMS	Horizontal
2	4806.4000	-54.34	-50.96	-30.00	20.96	3.38	RMS	Horizontal
3	5525.8000	-53.58	-47.65	-30.00	17.65	5.93	RMS	Horizontal
4	7346.5289	-58.73	-49.65	-30.00	19.65	9.08	RMS	Horizontal
5	11020.8351	-63.26	-48.04	-30.00	18.04	15.22	RMS	Horizontal
6	14693.3078	-70.22	-45.58	-30.00	15.58	24.64	RMS	Horizontal

Suspected Data List								
NO.	Freq. [MHz]	Reading [dBm]	Level [dBm]	Limit [dBm]	Margin [dB]	Factor [dB]	Detector	Polarity
1	1040.2000	-45.27	-59.87	-30.00	29.87	-14.60	RMS	Vertical
2	4806.4000	-52.00	-48.55	-30.00	18.55	3.45	RMS	Vertical
3	5524.6000	-49.39	-43.24	-30.00	13.24	6.15	RMS	Vertical
4	7346.5289	-61.13	-52.47	-30.00	22.47	8.66	RMS	Vertical
5	11017.1681	-67.19	-51.14	-30.00	21.14	16.05	RMS	Vertical
6	14693.3078	-71.52	-47.86	-30.00	17.86	23.66	RMS	Vertical

Project No	E20210426746801	EUT:	Camera Hub G3
Model:	CH-H03	Sample No:	E20210426746801-0008
Mode:	TX 802.11n HT40 5670MHz	Voltage:	AC230V/50Hz
Environment:	Temp:23.8°C; Humi:62%	Engineer:	Chen Xiacong

Suspected Data List								
NO.	Freq. [MHz]	Reading [dBm]	Level [dBm]	Limit [dBm]	Margin [dB]	Factor [dB]	Detector	Polarity
1	1040.2000	-48.44	-63.87	-30.00	33.87	-15.43	RMS	Horizontal
2	1809.4000	-50.21	-62.41	-30.00	32.41	-12.20	RMS	Horizontal
3	4806.4000	-54.17	-50.79	-30.00	20.79	3.38	RMS	Horizontal
4	5684.8000	-51.74	-45.60	-30.00	15.60	6.14	RMS	Horizontal
5	11338.9449	-65.04	-48.23	-30.00	18.23	16.81	RMS	Horizontal
6	14650.2209	-72.97	-45.77	-30.00	15.77	27.20	RMS	Horizontal

Suspected Data List								
NO.	Freq. [MHz]	Reading [dBm]	Level [dBm]	Limit [dBm]	Margin [dB]	Factor [dB]	Detector	Polarity
1	1040.2000	-45.83	-60.43	-30.00	30.43	-14.60	RMS	Vertical
2	1739.8000	-51.68	-64.54	-30.00	34.54	-12.86	RMS	Vertical
3	4806.4000	-51.61	-48.16	-30.00	18.16	3.45	RMS	Vertical
4	5655.4000	-50.10	-43.28	-30.00	13.28	6.82	RMS	Vertical
5	11340.0000	-70.55	-54.14	-30.00	24.14	16.41	RMS	Vertical
6	15120.5100	-70.58	-48.45	-30.00	18.45	22.13	RMS	Vertical

Project No	E20210426746801	EUT:	Camera Hub G3
Model:	CH-H03	Sample No:	E20210426746801-0008
Mode:	TX 802.11ac VHT20 5180MHz	Voltage:	AC230V/50Hz
Environment:	Temp:23.8°C; Humi:62%	Engineer:	Chen Xiacong

Suspected Data List								
NO.	Freq. [MHz]	Reading [dBm]	Level [dBm]	Limit [dBm]	Margin [dB]	Factor [dB]	Detector	Polarity
1	1040.2000	-48.30	-63.73	-30.00	33.73	-15.43	RMS	Horizontal
2	1809.4000	-50.08	-62.28	-30.00	32.28	-12.20	RMS	Horizontal
3	4806.4000	-53.67	-50.29	-30.00	20.29	3.38	RMS	Horizontal
4	5187.4000	-53.12	-48.83	-30.00	18.83	4.29	RMS	Horizontal
5	10359.8633	-58.93	-44.73	-30.00	14.73	14.20	RMS	Horizontal
6	14650.2209	-72.73	-45.53	-30.00	15.53	27.20	RMS	Horizontal

Suspected Data List								
NO.	Freq. [MHz]	Reading [dBm]	Level [dBm]	Limit [dBm]	Margin [dB]	Factor [dB]	Detector	Polarity
1	1040.2000	-45.85	-60.45	-30.00	30.45	-14.60	RMS	Vertical
2	1739.8000	-51.76	-64.62	-30.00	34.62	-12.86	RMS	Vertical
3	4806.4000	-51.34	-47.89	-30.00	17.89	3.45	RMS	Vertical
4	5175.4000	-54.54	-49.79	-30.00	19.79	4.75	RMS	Vertical
5	10358.9466	-62.34	-47.80	-30.00	17.80	14.54	RMS	Vertical
6	14403.6170	-71.33	-48.44	-30.00	18.44	22.89	RMS	Vertical

Project No	E20210426746801	EUT:	Camera Hub G3
Model:	CH-H03	Sample No:	E20210426746801-0008
Mode:	TX 802.11ac VHT20 5320MHz	Voltage:	AC230V/50Hz
Environment:	Temp:23.8°C; Humi:62%	Engineer:	Chen Xiacong

Suspected Data List								
NO.	Freq. [MHz]	Reading [dBm]	Level [dBm]	Limit [dBm]	Margin [dB]	Factor [dB]	Detector	Polarity
1	1040.2000	-48.50	-63.93	-30.00	33.93	-15.43	RMS	Horizontal
2	1809.4000	-49.81	-62.01	-30.00	32.01	-12.20	RMS	Horizontal
3	4806.4000	-53.62	-50.24	-30.00	20.24	3.38	RMS	Horizontal
4	7093.5078	-58.56	-50.74	-30.00	20.74	7.82	RMS	Horizontal
5	10640.3867	-60.82	-45.07	-30.00	15.07	15.75	RMS	Horizontal
6	14650.2209	-72.87	-45.67	-30.00	15.67	27.20	RMS	Horizontal

Suspected Data List								
NO.	Freq. [MHz]	Reading [dBm]	Level [dBm]	Limit [dBm]	Margin [dB]	Factor [dB]	Detector	Polarity
1	1019.8000	-46.88	-60.65	-30.00	30.65	-13.77	RMS	Vertical
2	1739.8000	-51.53	-64.39	-30.00	34.39	-12.86	RMS	Vertical
3	4806.4000	-51.22	-47.77	-30.00	17.77	3.45	RMS	Vertical
4	5327.2000	-58.70	-53.81	-30.00	23.81	4.89	RMS	Vertical
5	10639.4700	-64.24	-48.98	-30.00	18.98	15.26	RMS	Vertical
6	14401.7835	-71.41	-48.51	-30.00	18.51	22.90	RMS	Vertical

Project No	E20210426746801	EUT:	Camera Hub G3
Model:	CH-H03	Sample No:	E20210426746801-0008
Mode:	TX 802.11ac VHT20 5500MHz	Voltage:	AC230V/50Hz
Environment:	Temp:23.8°C; Humi:62%	Engineer:	Chen Xiacong

Suspected Data List								
NO.	Freq. [MHz]	Reading [dBm]	Level [dBm]	Limit [dBm]	Margin [dB]	Factor [dB]	Detector	Polarity
1	1040.200	-48.31	-63.74	-30.00	33.74	-15.43	RMS	Horizontal
2	4806.400	-53.51	-50.13	-30.00	20.13	3.38	RMS	Horizontal
3	5507.200	-55.93	-50.42	-30.00	20.42	5.51	RMS	Horizontal
4	7333.694	-59.16	-50.27	-30.00	20.27	8.89	RMS	Horizontal
5	10998.83	-64.21	-49.17	-30.00	19.17	15.04	RMS	Horizontal
6	14666.72	-71.45	-45.23	-30.00	15.23	26.22	RMS	Horizontal

Suspected Data List								
NO.	Freq. [MHz]	Reading [dBm]	Level [dBm]	Limit [dBm]	Margin [dB]	Factor [dB]	Detector	Polarity
1	1040.200	-45.98	-60.58	-30.00	30.58	-14.60	RMS	Vertical
2	4806.400	-51.25	-47.80	-30.00	17.80	3.45	RMS	Vertical
3	5507.800	-48.88	-43.14	-30.00	13.14	5.74	RMS	Vertical
4	7333.694	-61.15	-52.75	-30.00	22.75	8.40	RMS	Vertical
5	11001.58	-67.83	-51.81	-30.00	21.81	16.02	RMS	Vertical
6	14398.11	-71.38	-48.51	-30.00	18.51	22.87	RMS	Vertical

Project No	E20210426746801	EUT:	Camera Hub G3
Model:	CH-H03	Sample No:	E20210426746801-0008
Mode:	TX 802.11ac VHT20 5700MHz	Voltage:	AC230V/50Hz
Environment:	Temp:23.8°C; Humi:62%	Engineer:	Chen Xiacong

Suspected Data List								
NO.	Freq. [MHz]	Reading [dBm]	Level [dBm]	Limit [dBm]	Margin [dB]	Factor [dB]	Detector	Polarity
1	1040.200	-47.93	-63.36	-30.00	33.36	-15.43	RMS	Horizontal
2	1809.400	-49.58	-61.78	-30.00	31.78	-12.20	RMS	Horizontal
3	4806.400	-53.35	-49.97	-30.00	19.97	3.38	RMS	Horizontal
4	5693.200	-52.53	-46.39	-30.00	16.39	6.14	RMS	Horizontal
5	11402.20	-65.05	-47.08	-30.00	17.08	17.97	RMS	Horizontal
6	14645.63	-72.46	-45.59	-30.00	15.59	26.87	RMS	Horizontal

Suspected Data List								
NO.	Freq. [MHz]	Reading [dBm]	Level [dBm]	Limit [dBm]	Margin [dB]	Factor [dB]	Detector	Polarity
1	1040.200	-46.08	-60.68	-30.00	30.68	-14.60	RMS	Vertical
2	1739.800	-51.43	-64.29	-30.00	34.29	-12.86	RMS	Vertical
3	4806.400	-51.10	-47.65	-30.00	17.65	3.45	RMS	Vertical
4	5693.200	-54.54	-47.81	-30.00	17.81	6.73	RMS	Vertical
5	11395.78	-69.11	-51.71	-30.00	21.71	17.40	RMS	Vertical
6	14406.36	-71.48	-48.59	-30.00	18.59	22.89	RMS	Vertical

Project No	E20210426746801	EUT:	Camera Hub G3
Model:	CH-H03	Sample No:	E20210426746801-0008
Mode:	TX 802.11ac VHT40 5190MHz	Voltage:	AC230V/50Hz
Environment:	Temp:23.8°C; Humi:62%	Engineer:	Chen Xiacong

Suspected Data List								
NO.	Freq. [MHz]	Reading [dBm]	Level [dBm]	Limit [dBm]	Margin [dB]	Factor [dB]	Detector	Polarity
1	1040.200	-48.02	-63.45	-30.00	33.45	-15.43	RMS	Horizontal
2	1487.800	-50.26	-63.43	-30.00	33.43	-13.17	RMS	Horizontal
3	1809.400	-50.94	-63.14	-30.00	33.14	-12.20	RMS	Horizontal
4	4806.400	-53.14	-49.76	-30.00	19.76	3.38	RMS	Horizontal
5	5202.400	-53.93	-50.00	-30.00	20.00	3.93	RMS	Horizontal
6	10383.69	-59.63	-45.88	-30.00	15.88	13.75	RMS	Horizontal

Suspected Data List								
NO.	Freq. [MHz]	Reading [dBm]	Level [dBm]	Limit [dBm]	Margin [dB]	Factor [dB]	Detector	Polarity
1	1040.200	-45.61	-60.21	-30.00	30.21	-14.60	RMS	Vertical
2	1739.800	-51.82	-64.68	-30.00	34.68	-12.86	RMS	Vertical
3	4806.400	-50.85	-47.40	-30.00	17.40	3.45	RMS	Vertical
4	5204.200	-53.27	-49.14	-30.00	19.14	4.13	RMS	Vertical
5	6920.200	-59.03	-51.73	-30.00	21.73	7.30	RMS	Vertical
6	10388.28	-62.84	-48.05	-30.00	18.05	14.79	RMS	Vertical

Project No	E20210426746801	EUT:	Camera Hub G3
Model:	CH-H03	Sample No:	E20210426746801-0008
Mode:	TX 802.11ac VHT40 5310MHz	Voltage:	AC230V/50Hz
Environment:	Temp:23.8°C; Humi:62%	Engineer:	Chen Xiacong

Suspected Data List								
NO.	Freq. [MHz]	Reading [dBm]	Level [dBm]	Limit [dBm]	Margin [dB]	Factor [dB]	Detector	Polarity
1	1040.2000	-48.00	-63.43	-30.00	33.43	-15.43	RMS	Horizontal
2	1809.4000	-51.10	-63.30	-30.00	33.30	-12.20	RMS	Horizontal
3	2573.8000	-54.26	-62.72	-30.00	32.72	-8.46	RMS	Horizontal
4	4806.4000	-53.29	-49.91	-30.00	19.91	3.38	RMS	Horizontal
5	7080.6734	-59.69	-52.00	-30.00	22.00	7.69	RMS	Horizontal
6	10619.3016	-60.37	-44.35	-30.00	14.35	16.02	RMS	Horizontal

Suspected Data List								
NO.	Freq. [MHz]	Reading [dBm]	Level [dBm]	Limit [dBm]	Margin [dB]	Factor [dB]	Detector	Polarity
1	1040.2000	-45.55	-60.15	-30.00	30.15	-14.60	RMS	Vertical
2	1739.8000	-51.80	-64.66	-30.00	34.66	-12.86	RMS	Vertical
3	2573.8000	-56.97	-65.74	-30.00	35.74	-8.77	RMS	Vertical
4	4806.4000	-50.94	-47.49	-30.00	17.49	3.45	RMS	Vertical
5	7080.6734	-60.12	-52.35	-30.00	22.35	7.77	RMS	Vertical
6	10622.0518	-63.65	-48.89	-30.00	18.89	14.76	RMS	Vertical

Project No	E20210426746801	EUT:	Camera Hub G3
Model:	CH-H03	Sample No:	E20210426746801-0008
Mode:	TX 802.11ac VHT40 5510MHz	Voltage:	AC230V/50Hz
Environment:	Temp:23.8°C; Humi:62%	Engineer:	Chen Xiacong

Suspected Data List								
NO.	Freq. [MHz]	Reading [dBm]	Level [dBm]	Limit [dBm]	Margin [dB]	Factor [dB]	Detector	Polarity
1	1040.2000	-47.82	-63.25	-30.00	33.25	-15.43	RMS	Horizontal
2	1809.4000	-51.19	-63.39	-30.00	33.39	-12.20	RMS	Horizontal
3	4806.4000	-53.23	-49.85	-30.00	19.85	3.38	RMS	Horizontal
4	5525.8000	-52.43	-46.50	-30.00	16.50	5.93	RMS	Horizontal
5	7346.5289	-59.62	-50.54	-30.00	20.54	9.08	RMS	Horizontal
6	11019.9183	-62.75	-47.54	-30.00	17.54	15.21	RMS	Horizontal

Suspected Data List								
NO.	Freq. [MHz]	Reading [dBm]	Level [dBm]	Limit [dBm]	Margin [dB]	Factor [dB]	Detector	Polarity
1	1040.2000	-45.41	-60.01	-30.00	30.01	-14.60	RMS	Vertical
2	1739.8000	-51.54	-64.40	-30.00	34.40	-12.86	RMS	Vertical
3	4806.4000	-50.87	-47.42	-30.00	17.42	3.45	RMS	Vertical
4	5512.0000	-48.73	-42.89	-30.00	12.89	5.84	RMS	Vertical
5	11021.7518	-65.13	-49.07	-30.00	19.07	16.06	RMS	Vertical
6	14694.2245	-71.37	-47.70	-30.00	17.70	23.67	RMS	Vertical

Project No	E20210426746801	EUT:	Camera Hub G3
Model:	CH-H03	Sample No:	E20210426746801-0008
Mode:	TX 802.11ac VHT40 5670MHz	Voltage:	AC230V/50Hz
Environment:	Temp:23.8°C; Humi:62%	Engineer:	Chen Xiacong

Suspected Data List								
NO.	Freq. [MHz]	Reading [dBm]	Level [dBm]	Limit [dBm]	Margin [dB]	Factor [dB]	Detector	Polarity
1	1040.2000	-47.36	-62.79	-30.00	32.79	-15.43	RMS	Horizontal
2	1809.4000	-50.76	-62.96	-30.00	32.96	-12.20	RMS	Horizontal
3	4806.4000	-53.18	-49.80	-30.00	19.80	3.38	RMS	Horizontal
4	5684.2000	-49.02	-42.87	-30.00	12.87	6.15	RMS	Horizontal
5	11336.1947	-62.54	-45.70	-30.00	15.70	16.84	RMS	Horizontal
6	14650.2209	-72.81	-45.61	-30.00	15.61	27.20	RMS	Horizontal

Suspected Data List								
NO.	Freq. [MHz]	Reading [dBm]	Level [dBm]	Limit [dBm]	Margin [dB]	Factor [dB]	Detector	Polarity
1	1040.2000	-45.72	-60.32	-30.00	30.32	-14.60	RMS	Vertical
2	1739.8000	-51.56	-64.42	-30.00	34.42	-12.86	RMS	Vertical
3	4806.4000	-50.82	-47.37	-30.00	17.37	3.45	RMS	Vertical
4	5654.2000	-48.04	-41.22	-30.00	11.22	6.82	RMS	Vertical
5	11348.1123	-68.42	-51.98	-30.00	21.98	16.44	RMS	Vertical
6	15120.5100	-70.32	-48.19	-30.00	18.19	22.13	RMS	Vertical

Project No	E20210426746801	EUT:	Camera Hub G3
Model:	CH-H03	Sample No:	E20210426746801-0008
Mode:	TX 802.11ac VHT80 5210MHz	Voltage:	AC230V/50Hz
Environment:	Temp:23.8°C; Humi:62%	Engineer:	Chen Xiacong

Suspected Data List								
NO.	Freq. [MHz]	Reading [dBm]	Level [dBm]	Limit [dBm]	Margin [dB]	Factor [dB]	Detector	Polarity
1	1040.2000	-47.27	-62.70	-30.00	32.70	-15.43	RMS	Horizontal
2	1809.4000	-51.11	-63.31	-30.00	33.31	-12.20	RMS	Horizontal
3	4806.4000	-53.05	-49.67	-30.00	19.67	3.38	RMS	Horizontal
4	5201.8000	-55.28	-51.36	-30.00	21.36	3.92	RMS	Horizontal
5	10441.4535	-60.76	-46.41	-30.00	16.41	14.35	RMS	Horizontal
6	14652.0543	-72.53	-45.44	-30.00	15.44	27.09	RMS	Horizontal

Suspected Data List								
NO.	Freq. [MHz]	Reading [dBm]	Level [dBm]	Limit [dBm]	Margin [dB]	Factor [dB]	Detector	Polarity
1	1019.8000	-46.16	-59.93	-30.00	29.93	-13.77	RMS	Vertical
2	1739.8000	-50.98	-63.84	-30.00	33.84	-12.86	RMS	Vertical
3	4806.4000	-50.78	-47.33	-30.00	17.33	3.45	RMS	Vertical
4	5201.8000	-55.80	-51.71	-30.00	21.71	4.09	RMS	Vertical
5	10431.3693	-65.16	-49.59	-30.00	19.59	15.57	RMS	Vertical
6	17829.4858	-72.63	-46.07	-30.00	16.07	26.56	RMS	Vertical

Project No	E20210426746801	EUT:	Camera Hub G3
Model:	CH-H03	Sample No:	E20210426746801-0008
Mode:	TX 802.11ac VHT80 5290MHz	Voltage:	AC230V/50Hz
Environment:	Temp:23.8°C; Humi:62%	Engineer:	Chen Xiacong

Suspected Data List								
NO.	Freq. [MHz]	Reading [dBm]	Level [dBm]	Limit [dBm]	Margin [dB]	Factor [dB]	Detector	Polarity
1	1040.2000	-45.81	-61.24	-30.00	31.24	-15.43	RMS	Horizontal
2	1809.4000	-51.59	-63.79	-30.00	33.79	-12.20	RMS	Horizontal
3	4807.0000	-53.21	-49.81	-30.00	19.81	3.40	RMS	Horizontal
4	5272.6000	-51.42	-47.08	-30.00	17.08	4.34	RMS	Horizontal
5	10588.1323	-55.14	-39.37	-30.00	9.37	15.77	RMS	Horizontal
6	14649.3041	-72.97	-45.81	-30.00	15.81	27.16	RMS	Horizontal

Suspected Data List								
NO.	Freq. [MHz]	Reading [dBm]	Level [dBm]	Limit [dBm]	Margin [dB]	Factor [dB]	Detector	Polarity
1	1040.2000	-43.66	-58.26	-30.00	28.26	-14.60	RMS	Vertical
2	1731.4000	-47.26	-60.08	-30.00	30.08	-12.82	RMS	Vertical
3	4806.4000	-51.11	-47.66	-30.00	17.66	3.45	RMS	Vertical
4	5272.6000	-52.73	-48.15	-30.00	18.15	4.58	RMS	Vertical
5	10593.6328	-62.09	-47.87	-30.00	17.87	14.22	RMS	Vertical
6	17833.1528	-72.66	-46.09	-30.00	16.09	26.57	RMS	Vertical

Project No	E20210426746801	EUT:	Camera Hub G3
Model:	CH-H03	Sample No:	E20210426746801-0008
Mode:	TX 802.11ac VHT80 5530MHz	Voltage:	AC230V/50Hz
Environment:	Temp:23.8°C; Humi:62%	Engineer:	Chen Xiacong

Suspected Data List								
NO.	Freq. [MHz]	Reading [dBm]	Level [dBm]	Limit [dBm]	Margin [dB]	Factor [dB]	Detector	Polarity
1	1000.0000	-39.21	-53.09	-36.00	17.09	-13.88	RMS	Horizontal
2	1597.6000	-47.13	-60.76	-30.00	30.76	-13.63	RMS	Horizontal
3	4806.4000	-54.35	-50.97	-30.00	20.97	3.38	RMS	Horizontal
4	5528.2000	-54.53	-48.55	-30.00	18.55	5.98	RMS	Horizontal
5	11052.0043	-66.13	-50.59	-30.00	20.59	15.54	RMS	Horizontal
6	14661.2218	-72.46	-45.91	-30.00	15.91	26.55	RMS	Horizontal

Suspected Data List								
NO.	Freq. [MHz]	Reading [dBm]	Level [dBm]	Limit [dBm]	Margin [dB]	Factor [dB]	Detector	Polarity
1	1000.0000	-36.54	-49.51	-36.00	13.51	-12.97	RMS	Vertical
2	1595.2000	-44.34	-57.81	-30.00	27.81	-13.47	RMS	Vertical
3	2396.8000	-52.86	-61.26	-30.00	31.26	-8.40	RMS	Vertical
4	4806.4000	-52.13	-48.68	-30.00	18.68	3.45	RMS	Vertical
5	5528.8000	-48.68	-42.43	-30.00	12.43	6.25	RMS	Vertical
6	14746.4789	-71.56	-47.07	-30.00	17.07	24.49	RMS	Vertical

Project No	E20210426746801	EUT:	Camera Hub G3
Model:	CH-H03	Sample No:	E20210426746801-0008
Mode:	TX 802.11ac VHT80 5610MHz	Voltage:	AC230V/50Hz
Environment:	Temp:23.8°C; Humi:62%	Engineer:	Chen Xiacong

Suspected Data List								
NO.	Freq. [MHz]	Reading [dBm]	Level [dBm]	Limit [dBm]	Margin [dB]	Factor [dB]	Detector	Polarity
1	1000.0000	-39.94	-53.82	-36.00	17.82	-13.88	RMS	Horizontal
2	1599.4000	-45.40	-59.00	-30.00	29.00	-13.60	RMS	Horizontal
3	4806.4000	-54.33	-50.95	-30.00	20.95	3.38	RMS	Horizontal
4	5583.4000	-54.27	-48.27	-30.00	18.27	6.00	RMS	Horizontal
5	7480.3734	-63.48	-54.98	-30.00	24.98	8.50	RMS	Horizontal
6	14652.0543	-72.81	-45.72	-30.00	15.72	27.09	RMS	Horizontal

Suspected Data List								
NO.	Freq. [MHz]	Reading [dBm]	Level [dBm]	Limit [dBm]	Margin [dB]	Factor [dB]	Detector	Polarity
1	1598.2000	-38.59	-51.99	-30.00	21.99	-13.40	RMS	Vertical
2	2390.8000	-53.11	-61.48	-30.00	31.48	-8.37	RMS	Vertical
3	2990.8000	-51.47	-58.58	-30.00	28.58	-7.11	RMS	Vertical
4	4806.4000	-51.76	-48.31	-30.00	18.31	3.45	RMS	Vertical
5	5638.0000	-51.78	-45.11	-30.00	15.11	6.67	RMS	Vertical
6	14960.0800	-70.76	-47.76	-30.00	17.76	23.00	RMS	Vertical

Above 18GHz-40GHz

Recorded the worst case results in this report (IEEE 802.11a)

Adapter 1:

Project No	E20210426746801	EUT:	Camera Hub G3
Model:	CH-H03	Sample No:	E20210426746801-0008
Mode:	TX 802.11a 5180MHz	Voltage:	AC230V/50Hz
Environment:	Temp:23.8°C; Humi:62%	Engineer:	Chen Xiaocong

Suspected Data List								
NO.	Freq. [MHz]	Reading [dBm]	Level [dBm]	Limit [dBm]	Margin [dB]	Factor [dB]	Detector	Polarity
1	18948.8000	-57.82	-70.30	-30.00	40.30	-12.48	RMS	Horizontal
2	20720.6400	-55.19	-65.02	-30.00	35.02	-9.83	RMS	Horizontal
3	22184.3200	-60.65	-70.00	-30.00	40.00	-9.35	RMS	Horizontal
4	25072.6400	-61.39	-66.74	-30.00	36.74	-5.35	RMS	Horizontal
5	25224.9600	-61.24	-66.40	-30.00	36.40	-5.16	RMS	Horizontal
6	25592.0000	-60.56	-66.78	-30.00	36.78	-6.22	RMS	Horizontal

Suspected Data List								
NO.	Freq. [MHz]	Reading [dBm]	Level [dBm]	Limit [dBm]	Margin [dB]	Factor [dB]	Detector	Polarity
1	18952.9600	-58.05	-71.02	-30.00	41.02	-12.97	RMS	Vertical
2	20720.6400	-58.85	-69.30	-30.00	39.30	-10.45	RMS	Vertical
3	22224.9600	-60.14	-70.07	-30.00	40.07	-9.93	RMS	Vertical
4	25018.5600	-61.38	-68.31	-30.00	38.31	-6.93	RMS	Vertical
5	25186.8800	-61.40	-67.87	-30.00	37.87	-6.47	RMS	Vertical
6	25690.5600	-60.56	-68.07	-30.00	38.07	-7.51	RMS	Vertical

Project No	E20210426746801	EUT:	Camera Hub G3
Model:	CH-H03	Sample No:	E20210426746801-0008
Mode:	TX 802.11a 5320MHz	Voltage:	AC230V/50Hz
Environment:	Temp:23.8°C; Humi:62%	Engineer:	Chen Xiacong

Suspected Data List								
NO.	Freq. [MHz]	Reading [dBm]	Level [dBm]	Limit [dBm]	Margin [dB]	Factor [dB]	Detector	Polarity
1	18970.8800	-58.44	-70.91	-30.00	40.91	-12.47	RMS	Horizontal
2	20478.7200	-59.42	-69.88	-30.00	39.88	-10.46	RMS	Horizontal
3	21280.3200	-55.47	-65.39	-30.00	35.39	-9.92	RMS	Horizontal
4	22228.8000	-60.39	-69.74	-30.00	39.74	-9.35	RMS	Horizontal
5	25135.0400	-61.33	-66.55	-30.00	36.55	-5.22	RMS	Horizontal
6	25837.1200	-60.81	-67.20	-30.00	37.20	-6.39	RMS	Horizontal

Suspected Data List								
NO.	Freq. [MHz]	Reading [dBm]	Level [dBm]	Limit [dBm]	Margin [dB]	Factor [dB]	Detector	Polarity
1	18791.3600	-58.93	-71.94	-30.00	41.94	-13.01	RMS	Vertical
2	20735.3600	-60.12	-70.53	-30.00	40.53	-10.41	RMS	Vertical
3	21280.3200	-57.89	-68.39	-30.00	38.39	-10.50	RMS	Vertical
4	22253.1200	-60.48	-70.41	-30.00	40.41	-9.93	RMS	Vertical
5	24927.6800	-61.94	-69.13	-30.00	39.13	-7.19	RMS	Vertical
6	25176.6400	-61.41	-67.90	-30.00	37.90	-6.49	RMS	Vertical

Project No	E20210426746801	EUT:	Camera Hub G3
Model:	CH-H03	Sample No:	E20210426746801-0008
Mode:	TX 802.11a 5500MHz	Voltage:	AC230V/50Hz
Environment:	Temp:23.8°C; Humi:62%	Engineer:	Chen Xiacong

Suspected Data List								
NO.	Freq. [MHz]	Reading [dBm]	Level [dBm]	Limit [dBm]	Margin [dB]	Factor [dB]	Detector	Polarity
1	18971.2000	-58.58	-71.05	-30.00	41.05	-12.47	RMS	Horizontal
2	20470.0800	-59.49	-69.98	-30.00	39.98	-10.49	RMS	Horizontal
3	22000.6400	-55.84	-65.18	-30.00	35.18	-9.34	RMS	Horizontal
4	24988.1600	-61.41	-66.94	-30.00	36.94	-5.53	RMS	Horizontal
5	25184.6400	-61.39	-66.51	-30.00	36.51	-5.12	RMS	Horizontal
6	25589.4400	-60.98	-67.19	-30.00	37.19	-6.21	RMS	Horizontal

Suspected Data List								
NO.	Freq. [MHz]	Reading [dBm]	Level [dBm]	Limit [dBm]	Margin [dB]	Factor [dB]	Detector	Polarity
1	18979.8400	-58.06	-71.03	-30.00	41.03	-12.97	RMS	Vertical
2	20513.6000	-59.28	-70.32	-30.00	40.32	-11.04	RMS	Vertical
3	22000.3200	-57.75	-67.71	-30.00	37.71	-9.96	RMS	Vertical
4	25009.9200	-61.52	-68.48	-30.00	38.48	-6.96	RMS	Vertical
5	25177.9200	-61.11	-67.60	-30.00	37.60	-6.49	RMS	Vertical
6	25852.4800	-61.06	-68.71	-30.00	38.71	-7.65	RMS	Vertical

Project No	E20210426746801	EUT:	Camera Hub G3
Model:	CH-H03	Sample No:	E20210426746801-0008
Mode:	TX 802.11a 5700MHz	Voltage:	AC230V/50Hz
Environment:	Temp:23.8°C; Humi:62%	Engineer:	Chen Xiacong

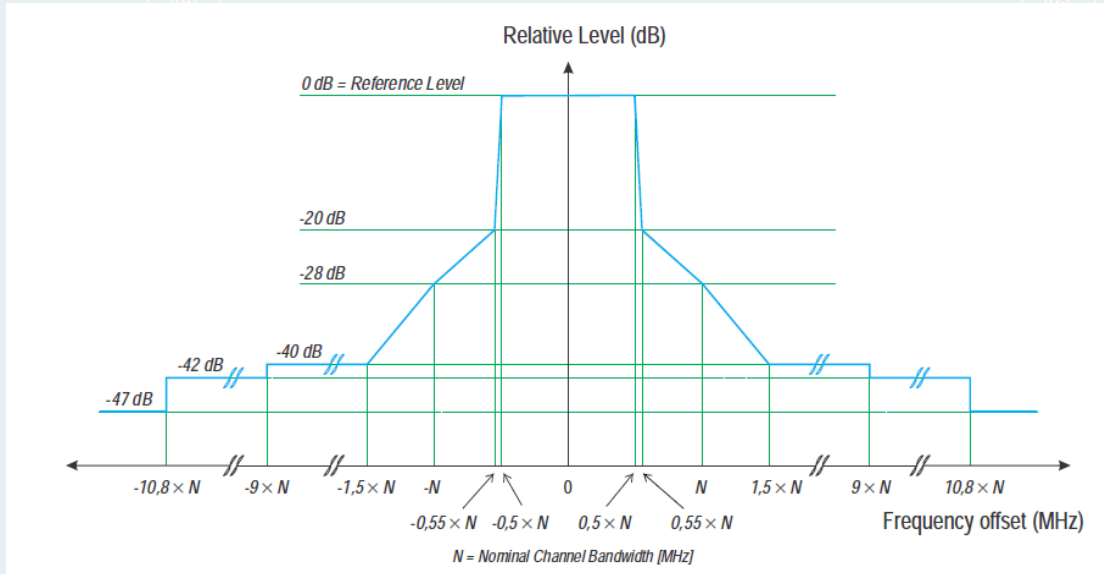
Suspected Data List								
NO.	Freq. [MHz]	Reading [dBm]	Level [dBm]	Limit [dBm]	Margin [dB]	Factor [dB]	Detector	Polarity
1	19520.0000	-59.00	-71.20	-30.00	41.20	-12.20	RMS	Horizontal
2	20713.2800	-60.18	-70.03	-30.00	40.03	-9.85	RMS	Horizontal
3	21273.2800	-60.38	-70.31	-30.00	40.31	-9.93	RMS	Horizontal
4	22250.2400	-60.38	-69.73	-30.00	39.73	-9.35	RMS	Horizontal
5	22800.9600	-56.49	-65.64	-30.00	35.64	-9.15	RMS	Horizontal
6	25193.6000	-61.34	-66.44	-30.00	36.44	-5.10	RMS	Horizontal

Suspected Data List								
NO.	Freq. [MHz]	Reading [dBm]	Level [dBm]	Limit [dBm]	Margin [dB]	Factor [dB]	Detector	Polarity
1	18978.2400	-58.02	-70.99	-30.00	40.99	-12.97	RMS	Vertical
2	20591.0400	-59.77	-70.59	-30.00	40.59	-10.82	RMS	Vertical
3	22257.9200	-60.54	-70.47	-30.00	40.47	-9.93	RMS	Vertical
4	22800.6400	-59.35	-69.27	-30.00	39.27	-9.92	RMS	Vertical
5	24550.4000	-61.44	-69.52	-30.00	39.52	-8.08	RMS	Vertical
6	25139.8400	-60.87	-67.47	-30.00	37.47	-6.60	RMS	Vertical

TEST RESULTS: The unit does meet the requirements.

4.6 TRANSMITTER UNWANTED EMISSIONS WITHIN 5GHZ BANDS

4.6.1 LIMITS



4.6.2 TEST PROCEDURE

Test requirement: EN 301893 clause 4.2.4.2

Test Method: EN 301893 clause 5.4.6.2

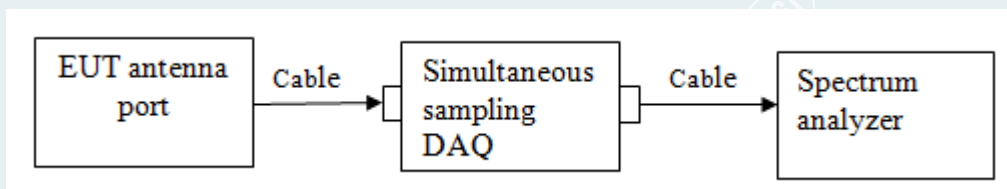
EUT Operation: Keep EUT on transmitting mode by the software provided by manufacturer. Pretest the EUT at different transmission rate and report show the worst case data.

Test condition: These measurements shall be performed under normal test conditions (see clause 5.1.2).

Test channel:

Modulation Mode	Test Channel/ Frequency(MHz)	
		5 150 to 5 350 MHz
802.11a	5180 MHz,5320MHz	5500MHz,5700MHz
802.11n(HT20) 802.11ac(VHT20)	5180 MHz,5320MHz	5500MHz,5700MHz
802.11n(HT40) 802.11ac(VHT40)	5190 MHz,5310MHz	5510MHz, 5670MHz
802.11ac(VHT80)	5210MHz,5290MHz	5530MHz, 5610MHz

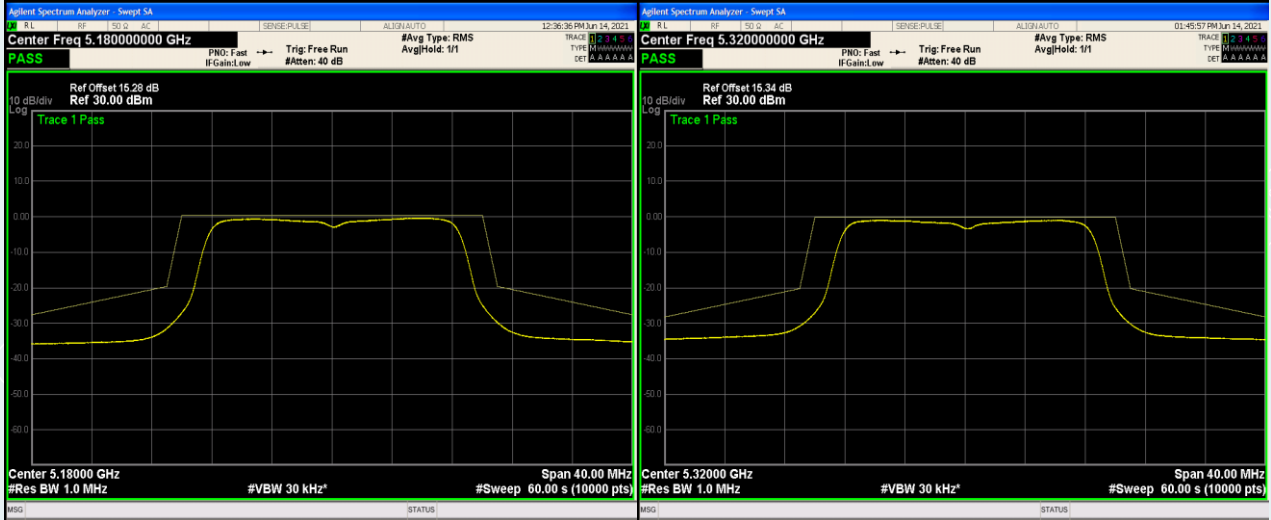
4.6.3 TEST SETUP



4.6.4 TEST RESULTS

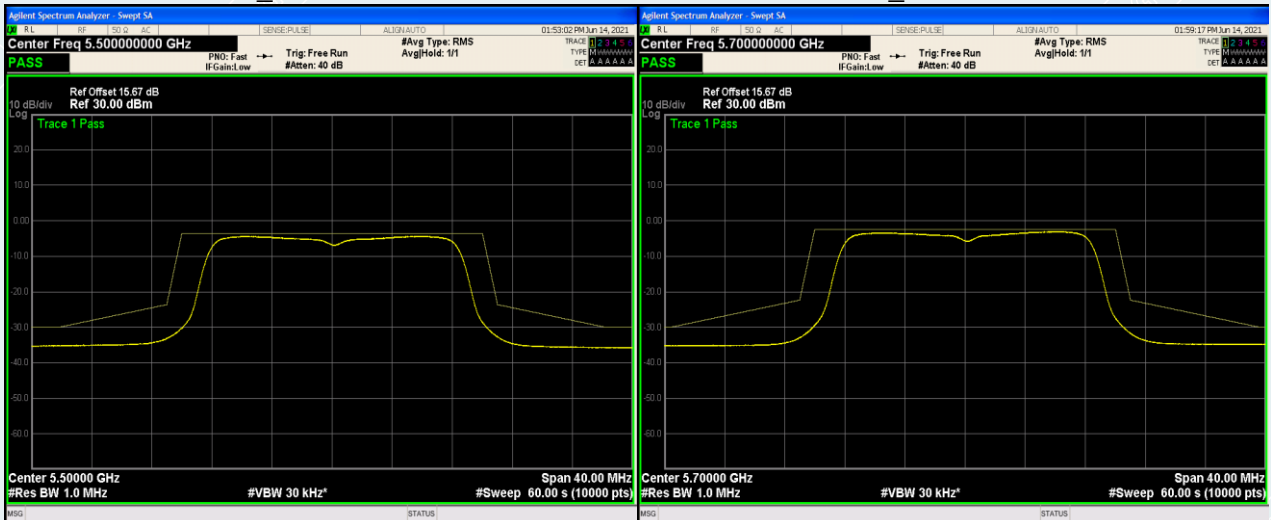
Test Date (yy-mm-dd): 2021-06-14

Test environment: Normal condition: Temp: 23.9;Humid:51%



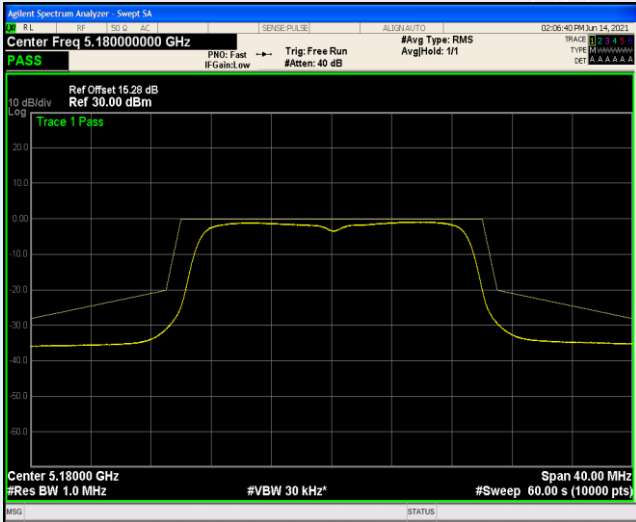
11a_5180MHz

11a_5320MHz

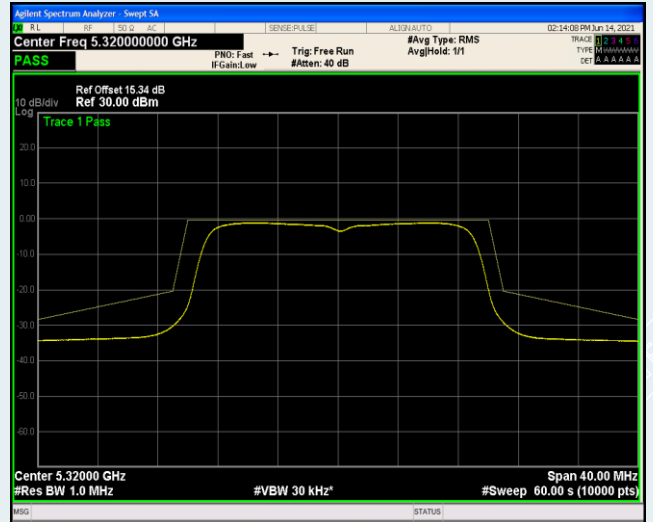


11a_5500 MHz

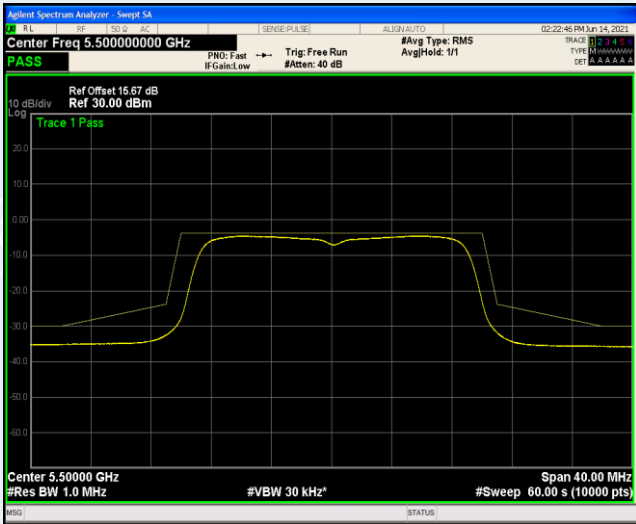
11a_5700MHz



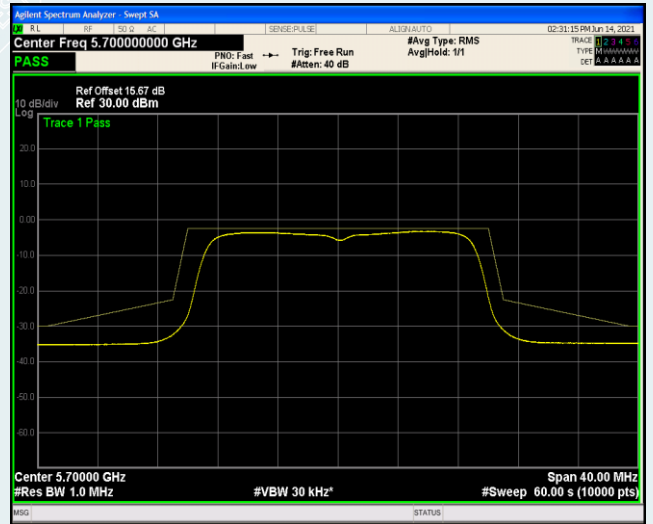
11n20_5180MHz



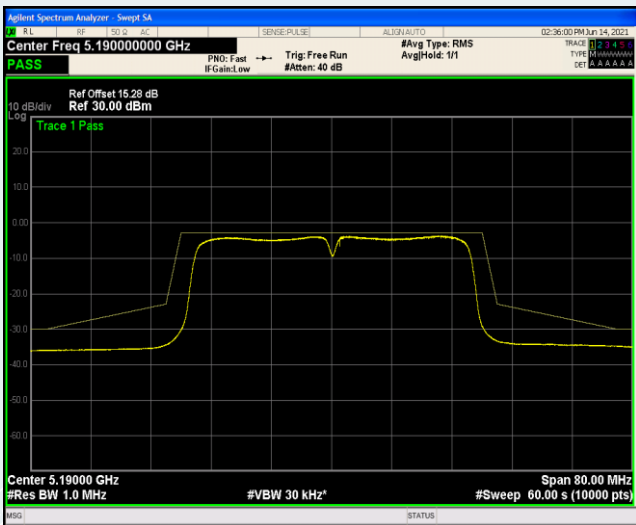
11n20_5320MHz



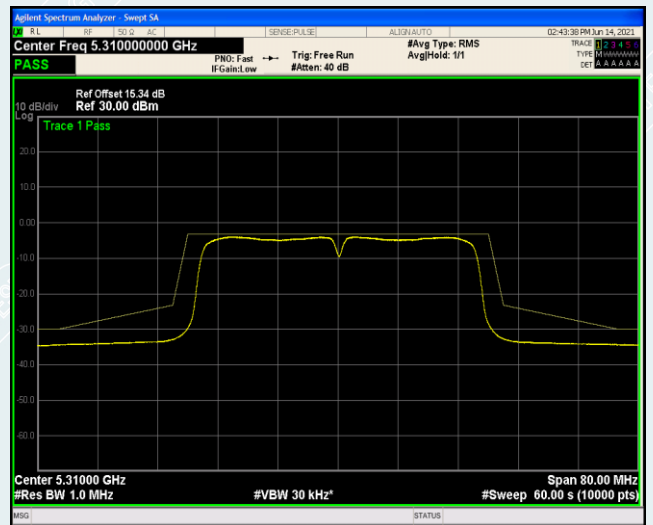
11n20_5500 MHz



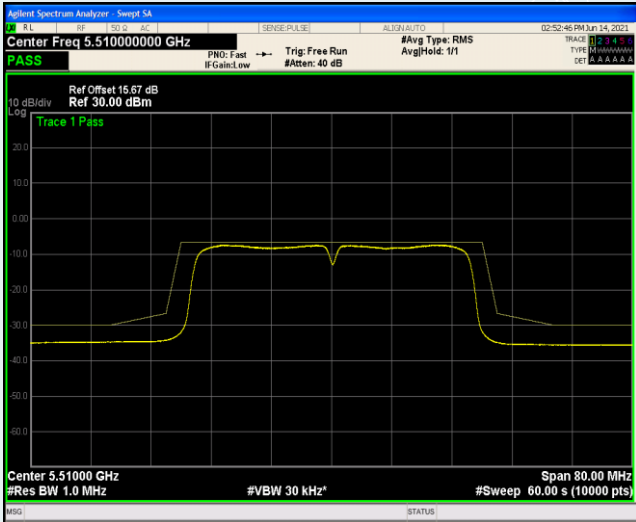
11n20_5700MHz



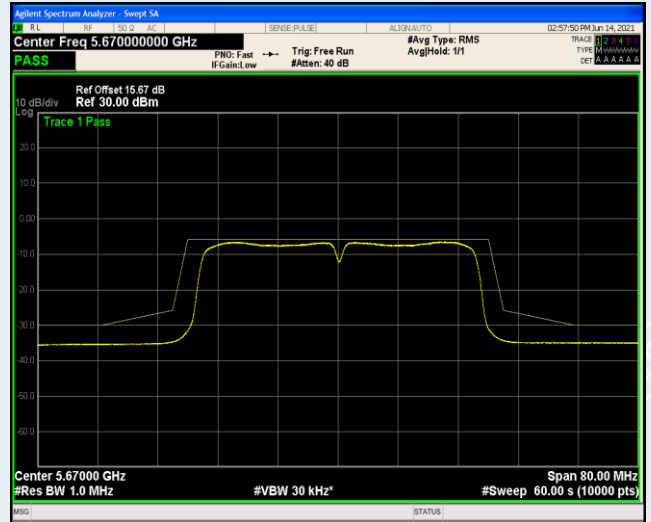
11n40_5190MHz



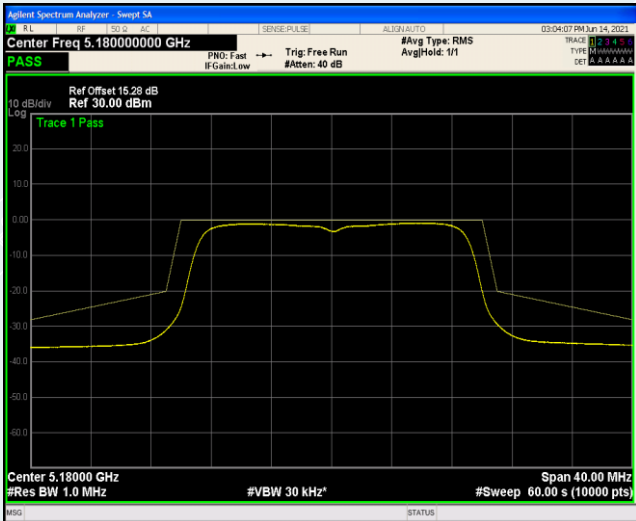
11n40_5310MHz



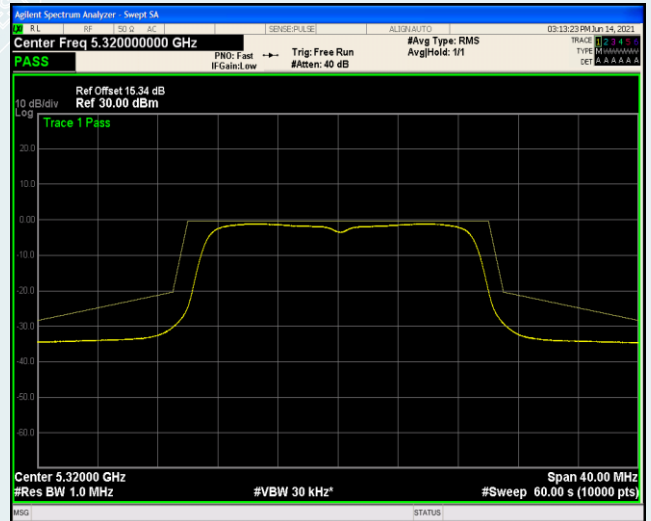
11n40_5510MHz



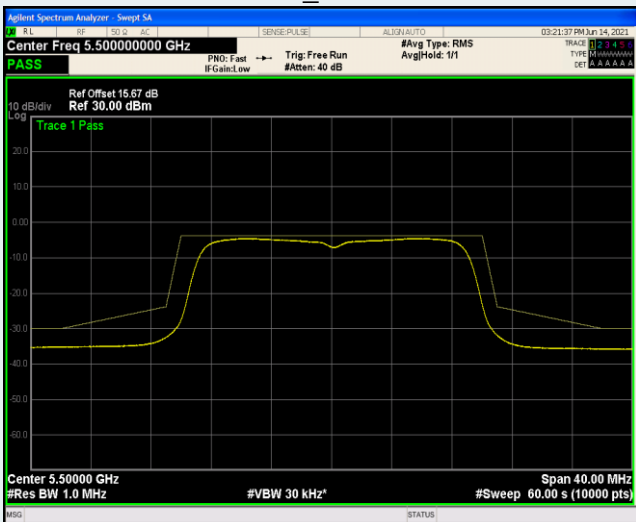
11n40_5670MHz



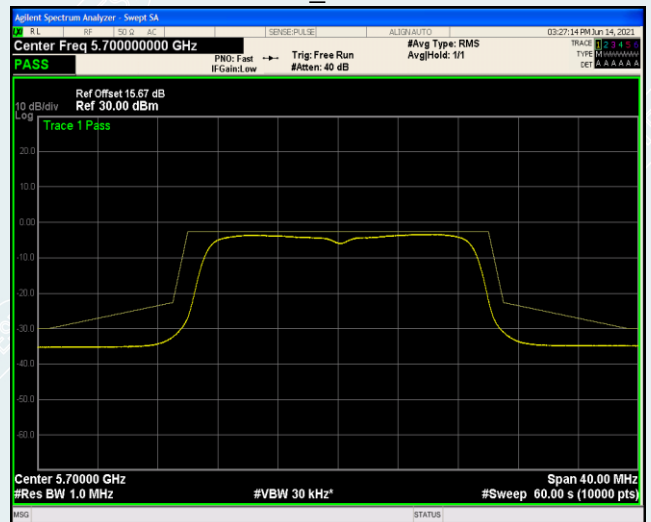
11AC20_5180MHz



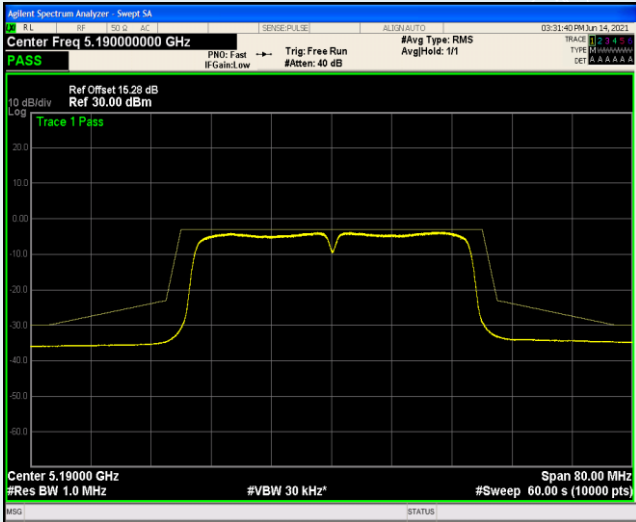
11AC20_5320MHz



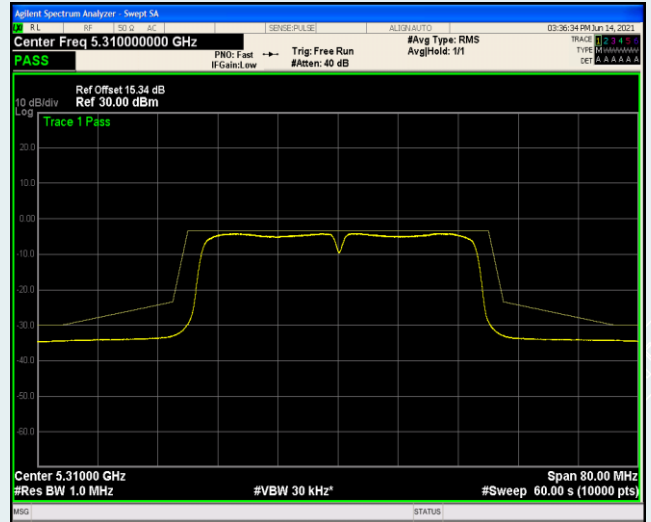
11AC20_5500 MHz



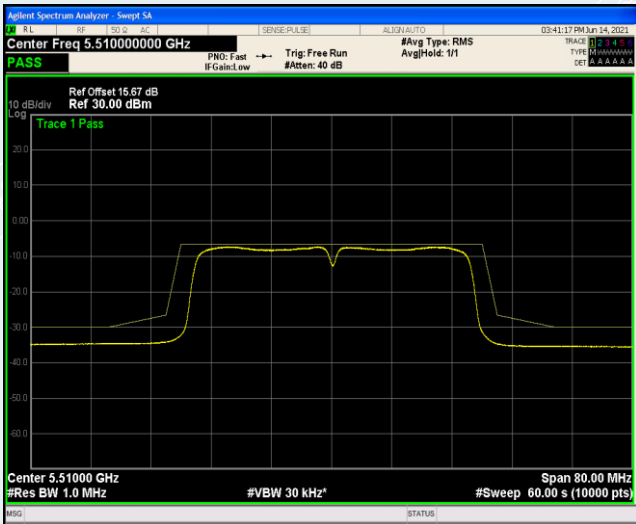
11AC20_5700MHz



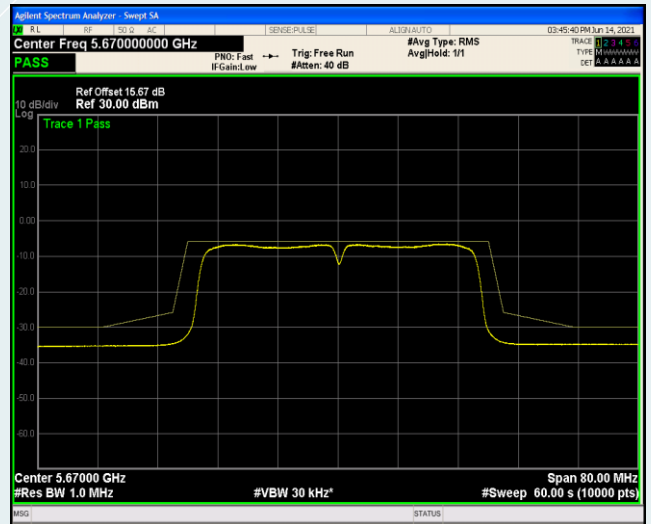
11AC40_5190MHz



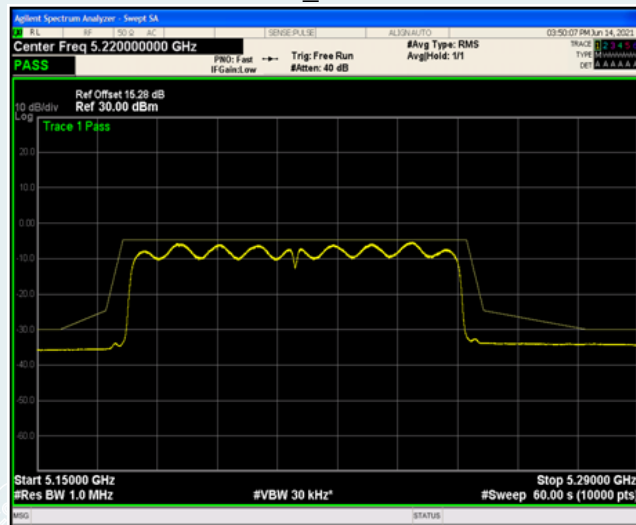
11AC40_5310MHz



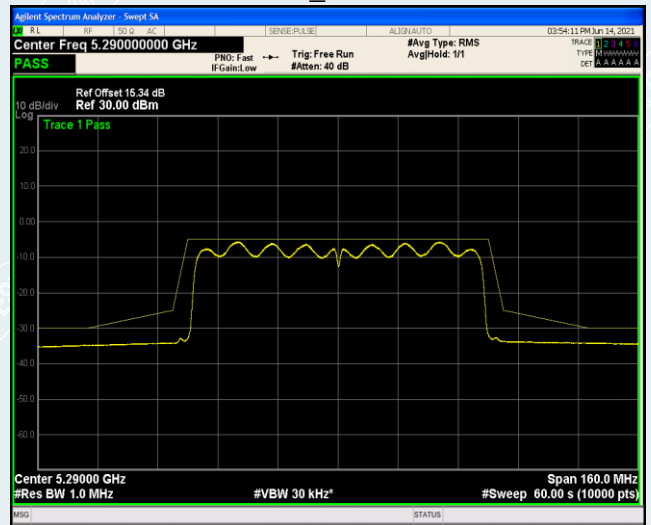
11AC40_5510MHz



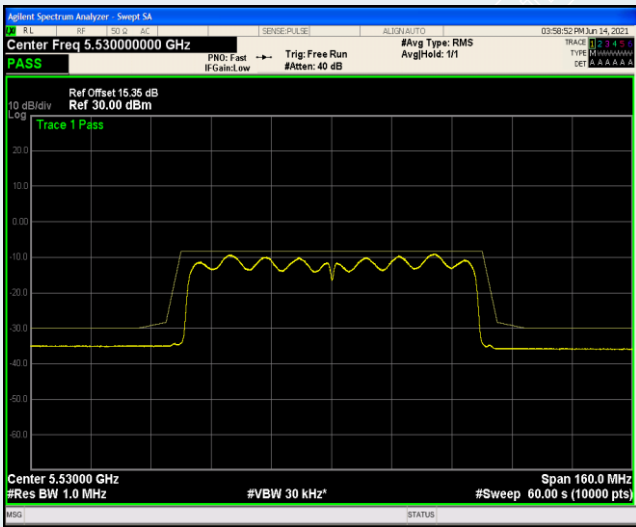
11AC40_5670MHz



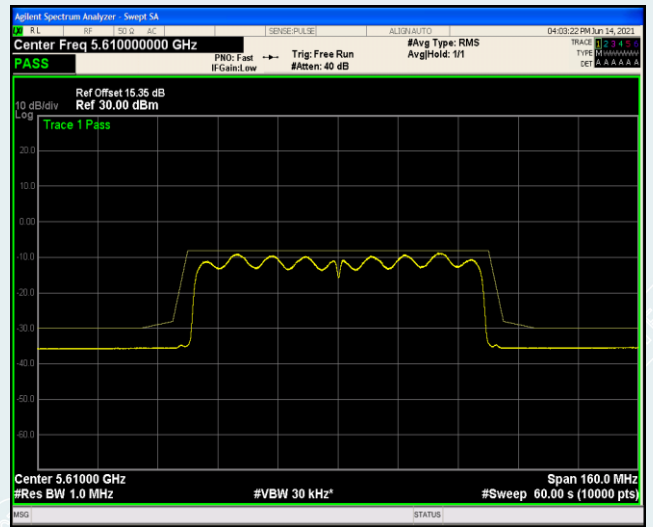
11AC80_5210MHz



11AC80_5290MHz



11AC80_5530MHz



11AC80_5610MHz

4.7 ADAPTIVITY

4.7.1 DEFINITION

Adaptivity (Channel Access Mechanism) is an automatic mechanism by which a device limits its transmissions and gains access to an Operating Channel.

Adaptivity is not intended to be used as an alternative to DFS to detect radar transmissions, but to detect transmissions from other RLAN devices operating in the band.

4.7.2 TEST PROCEDURE

Test requirement: EN 301893 clause 4.2.7

Test Method: EN 301893 clause 5.4.9.3

EUT Operation: Keep EUT on transmitting mode by the software provided by manufacturer.

Pretest the EUT at different transmission rate and report show the worst case data.

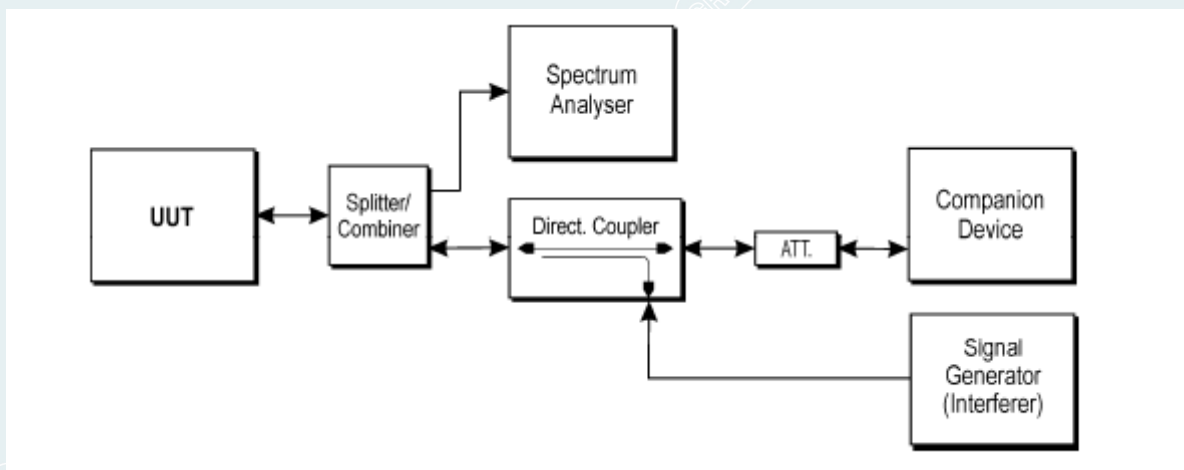
Test condition: These measurements shall be performed under normal test conditions (see clause 5.1.2).

Test item: Clause 5.4.9.3.2.3

Test channel:

Modulation Mode	Test Channel
	802.11 a

4.7.3 TEST SETUP

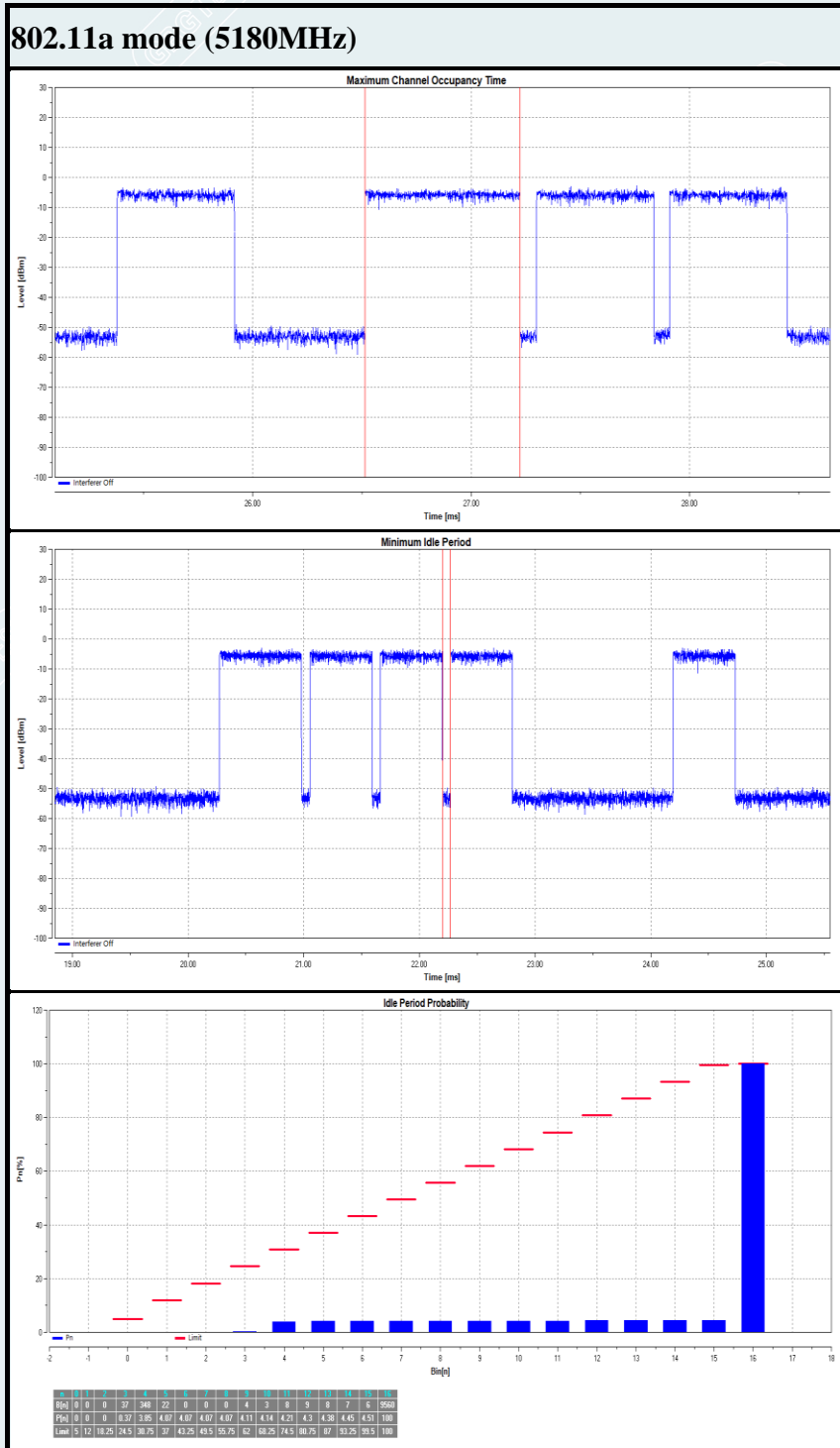


4.7.4 TEST RESULTS

Test Date (yy-mm-dd): 2021-08-03

Test environment: Normal condition: Temp: 23.9;Humid:51%

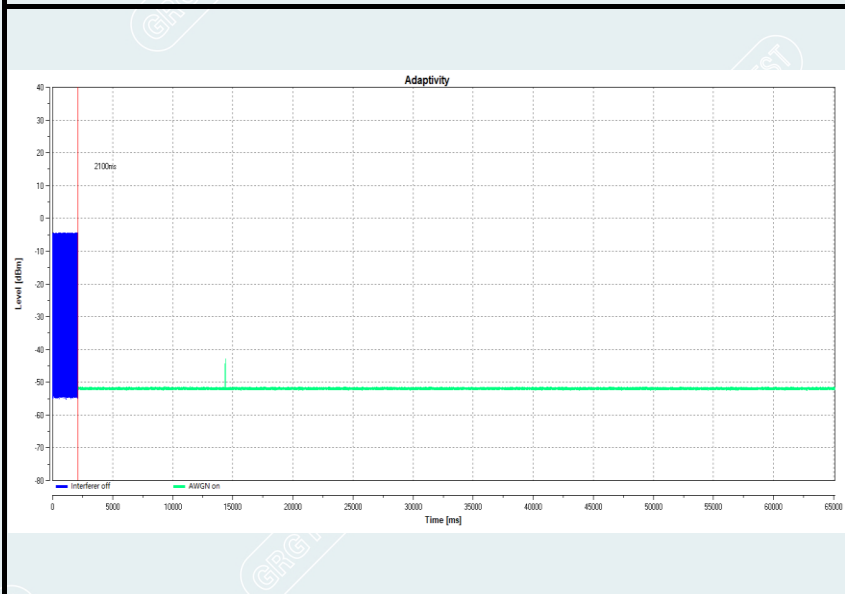
TestMode	Channel	Max.COT [ms]	Min.Idle Time[ms]	Verdict
802.11a	5180	0.709	0.067	PASS



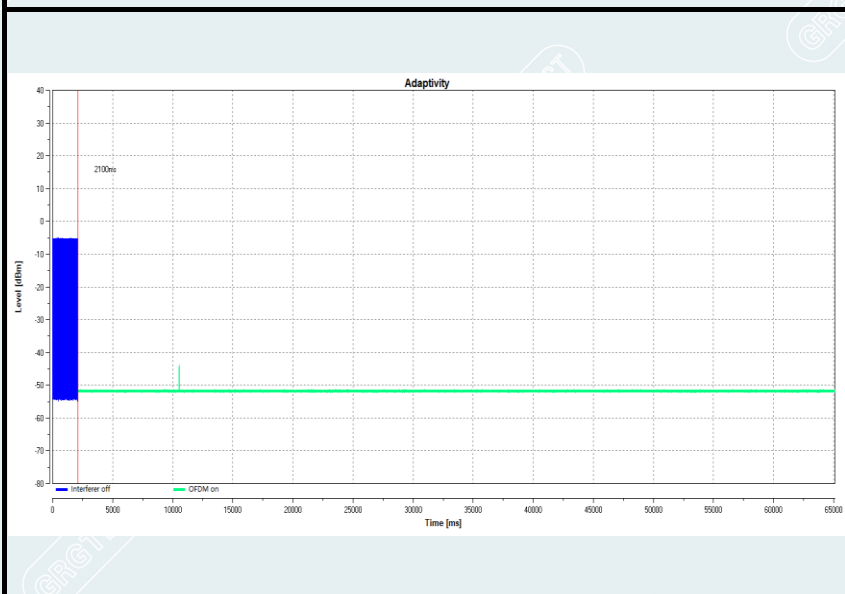
IEEE 802.11a Mode	Stop time after interfering signal(s)		
	AWGN	OFDM	LTE
5180MHz	Pass	Pass	Pass

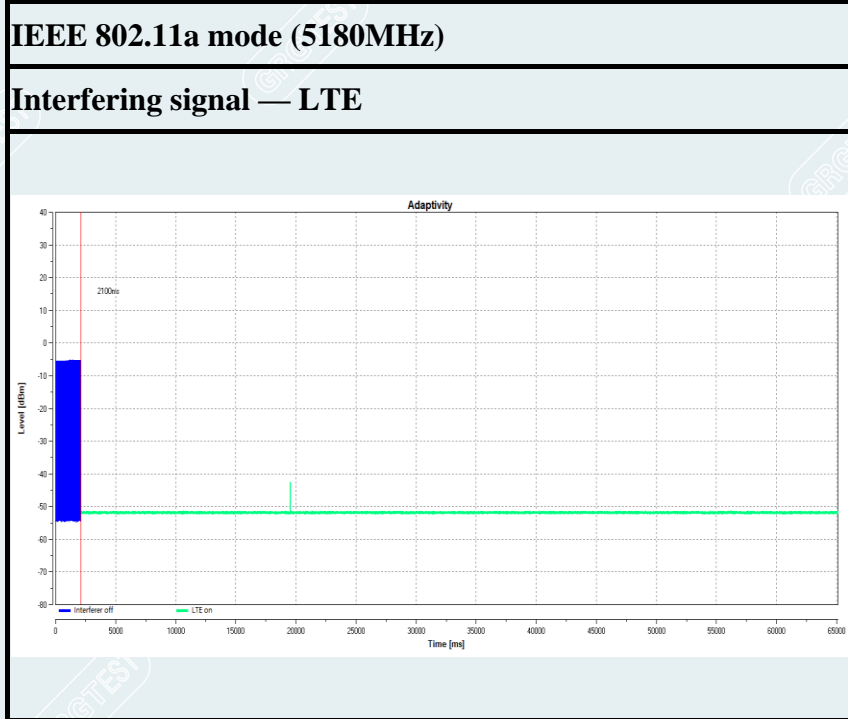
IEEE 802.11a mode (5180MHz)

Interfering signal — AWGN



Interfering signal — OFDM





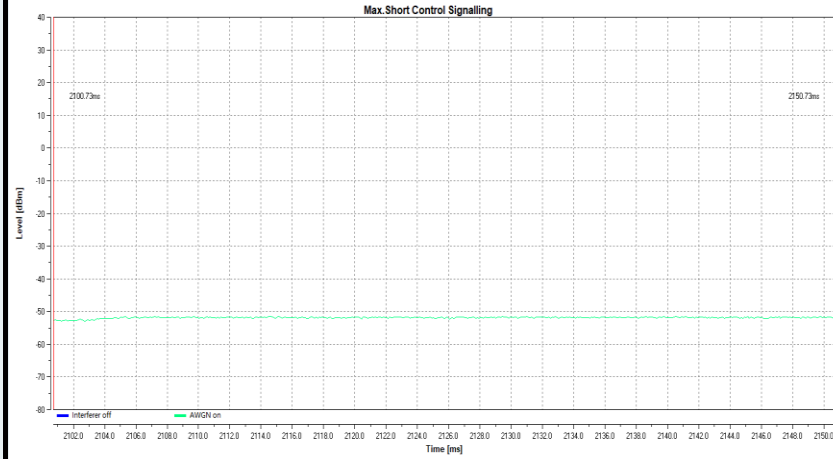
Short Control Signalling Transmissions

Mode		Max.ShortControlSi gnalling Time (ms)	Pulse number	Limit(ms)	Limit
		5180MHz			
IEEE 802.11a mode	AWGN	0.00	0	2.5	50
	OFDM	0.60	0	2.5	50
	LTE	1.20	0	2.5	50

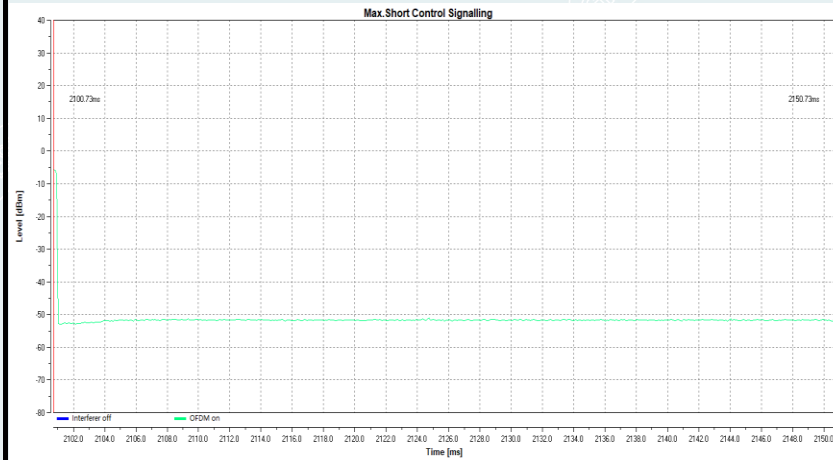
Remark: within an observation period of 50 ms, the number of Short Control Signalling Transmissions by the equipment shall be equal to or less than 50; and the total duration of the equipment's Short Control Signalling Transmissions shall be less than 2500 μ s within said observation period.

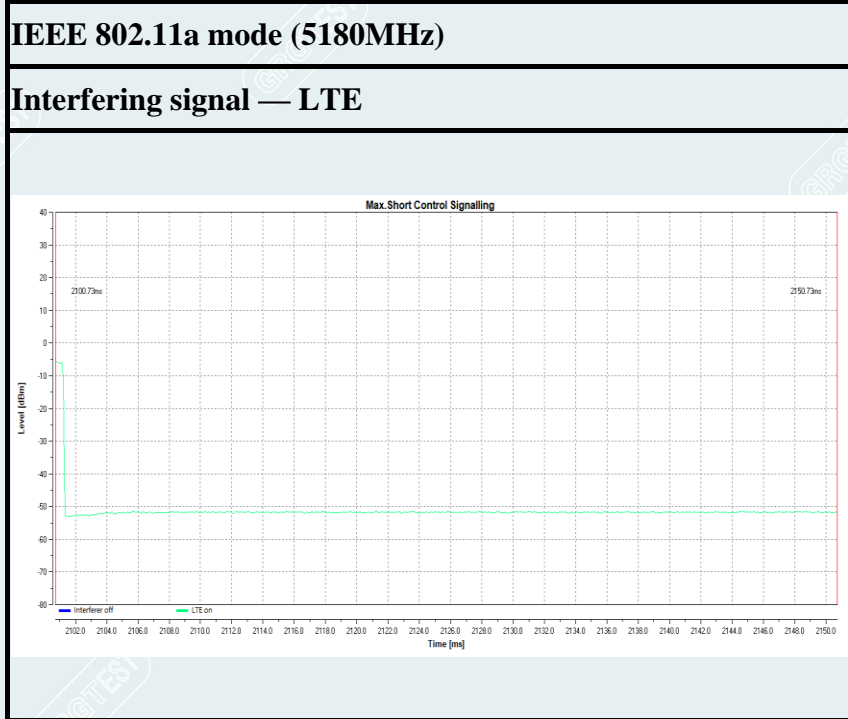
IEEE 802.11a mode (5180MHz)

Interfering signal — AWGN



Interfering signal — OFDM





5. RECEIVER REQUIREMENTS

5.1 RECEIVER SPURIOUS EMISSIONS

5.1.1 LIMITS

Frequency range	Limit
30 MHz to 1 GHz	-57 dBm
above 1 GHz to 26 GHz	-47 dBm

5.1.2 TEST PROCEDURE

Test requirement: EN 301893 clause 4.2.5

Test Method: EN 301893 clause 5.4.7.2.1 and annex B

EUT Operation: Keep EUT on receiver mode by the software provided by manufacturer.

Test condition: These measurements shall be performed under normal test conditions (see clause 5.1.2).

Modulation Mode	Test Channel/ Frequency(MHz)	
	5 150 to 5 350 MHz	5 470 to 5725 MHz
802.11a	5180 MHz,5320MHz	5500MHz,5700MHz
802.11n(HT20)802.11ac(VHT20)	5180 MHz,5320MHz	5500MHz,5700MHz
802.11n(HT40)802.11ac(VHT40)	5190 MHz,5310MHz	5510MHz, 5670MHz
802.11ac(VHT80)	5210MHz,5290MHz	5530MHz, 5610MHz

EIRP emission test method

1. The EUT shall be performed at the highest power level at which the transmitter is intended to operate. and Interface cables, loads, and devices should be connected to at least one of each type of the interface ports of the EUT and, where practical, each cable shall be terminated in a device typical for its actual use. EUT shall be placed at the 1.5m support on the turntable.

2. The test antenna at a horizontal distance of 3 m .It shall be raised and lowered from 1m to 4m until a maximum signal level is detected by the measuring receiver. Then the turntable should be rotated through 360 ° in the horizontal plane, until the maximum signal level is detected by the measuring receiver. in both the vertical and the horizontal polarization. Record the reading level, antenna position, polarization and turntable position.

3. Remove the transmitter and replace it with a substitution antenna (the antenna should be half-wavelength for each frequency involved). The center of the substitution antenna should be approximately at the same location as the center of the transmitter. For frequencies of 80 MHz and above, the dipoles should have their arm lengths set for resonance at the frequency of test. Below 80 MHz, shortened arm lengths are recommended. For measurements above 1 000 MHz, a waveguide horn is recommended. The centre of this antenna should coincide with either the phase centre or volume centre.

4. Feed the substitution antenna at the transmitter end with a signal generator

connected to the antenna by a cable. With the antennas at both ends vertically polarized, and with the signal generator tuned to a particular test frequency, raise and lower the test antenna to obtain a maximum reading at the spectrum analyzer. Adjust the level of the signal generator output until the previously recorded maximum reading for this set of conditions is obtained. This should be done carefully repeating the adjustment of the test antenna and generator output.

5. $EIRP(dBm) = P_g(dBm) - \text{cable loss (dB)} + \text{antenna gain (dBd)}$

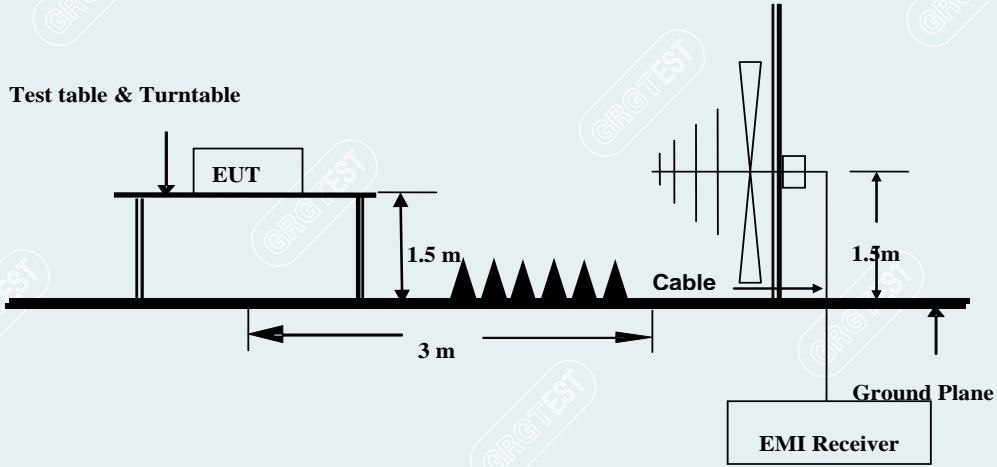
Where: P_g is the generator output power into the substitution antenna

Note:

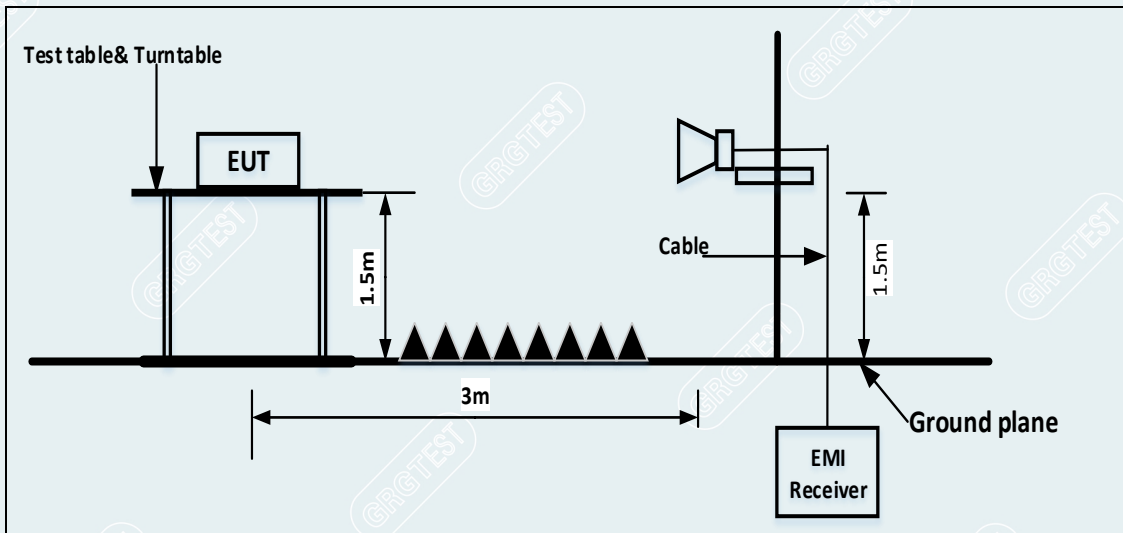
Pre-test the 802.11a, 802.11n(HT20), 802.11n(HT40) and 802.11ac(VHT80) to find 802.11n(HT20) is worst case, so only record 802.11n(HT20) test data.

5.1.3 TEST SETUP

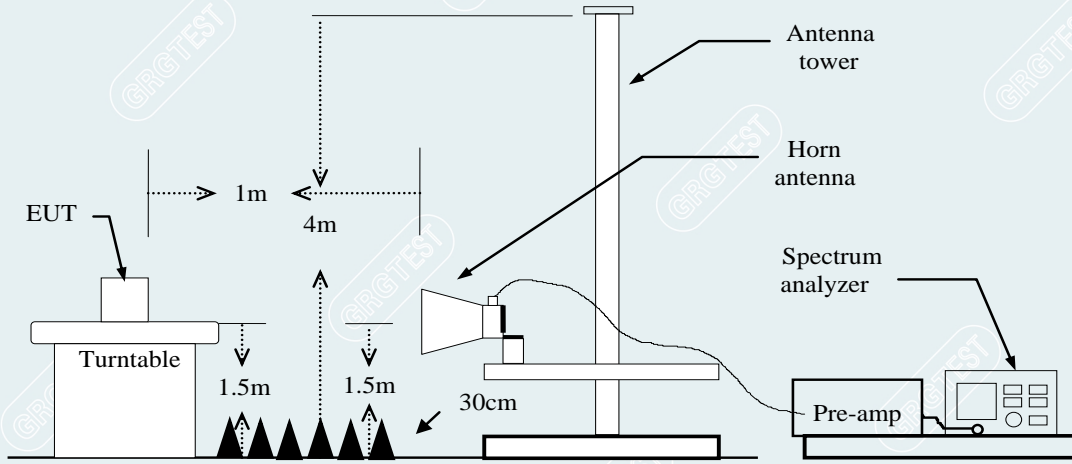
Below 1GHz



Above 1GHz



Above 18GHz



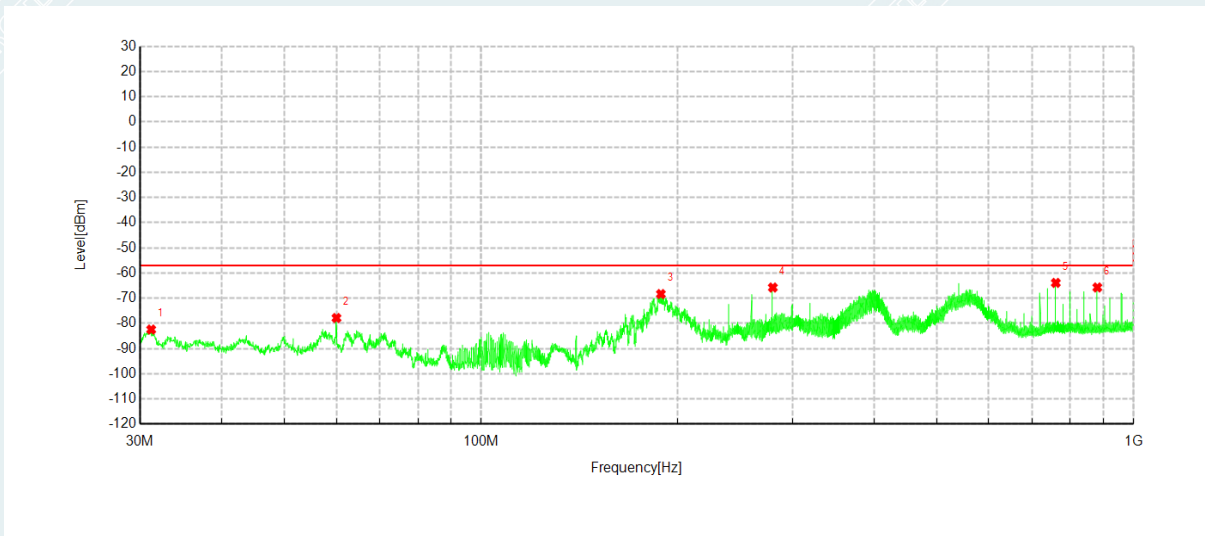
5.1.4 TEST RESULTS

Below 1GHz

Recorded the worst case results in this report (IEEE 802.11a)

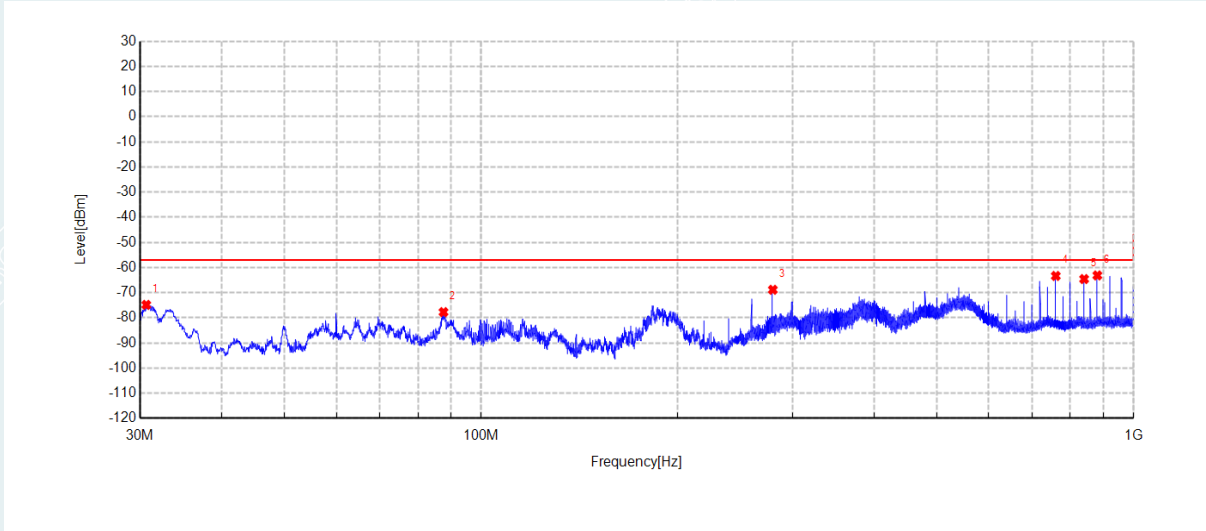
Adapter 1:

Project No	E20210426746801	EUT:	Camera Hub G3
Model:	CH-H03	Sample No:	E20210426746801-0008
Mode:	RX 802.11a 5180MHz	Voltage:	AC230V/50Hz
Environment:	Temp:23.8°C; Humi:62%	Engineer:	Chen Xiaocong



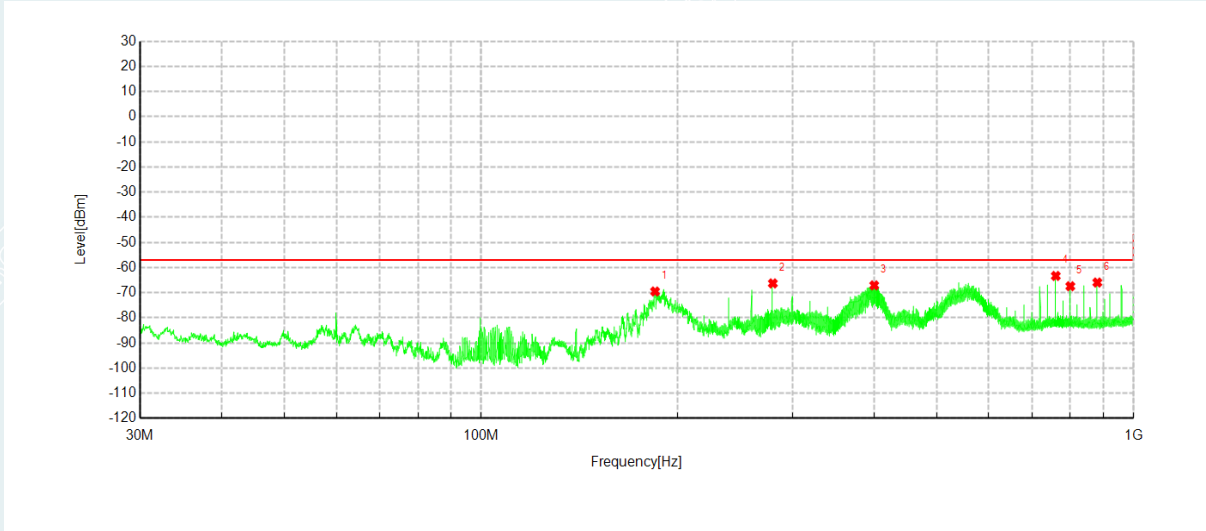
Suspected Data List								
NO.	Freq. [MHz]	Reading [dBm]	Level [dBm]	Limit [dBm]	Margin [dB]	Factor [dB]	Detector	Polarity
1	31.2126	-67.90	-82.43	-57.00	25.43	-14.53	RMS	Horizontal
2	60.0230	-61.95	-77.85	-57.00	20.85	-15.90	RMS	Horizontal
3	188.6029	-48.72	-68.33	-57.00	11.33	-19.61	RMS	Horizontal
4	279.9815	-50.00	-65.75	-57.00	8.75	-15.75	RMS	Horizontal
5	760.0100	-58.08	-63.91	-57.00	6.91	-5.83	RMS	Horizontal
6	880.0050	-59.94	-65.72	-57.00	8.72	-5.78	RMS	Horizontal

Project No	E20210426746801	EUT:	Camera Hub G3
Model:	CH-H03	Sample No:	E20210426746801-0008
Mode:	RX 802.11a 5180MHz	Voltage:	AC230V/50Hz
Environment:	Temp:23.8°C; Humi:62%	Engineer:	Chen Xiacong



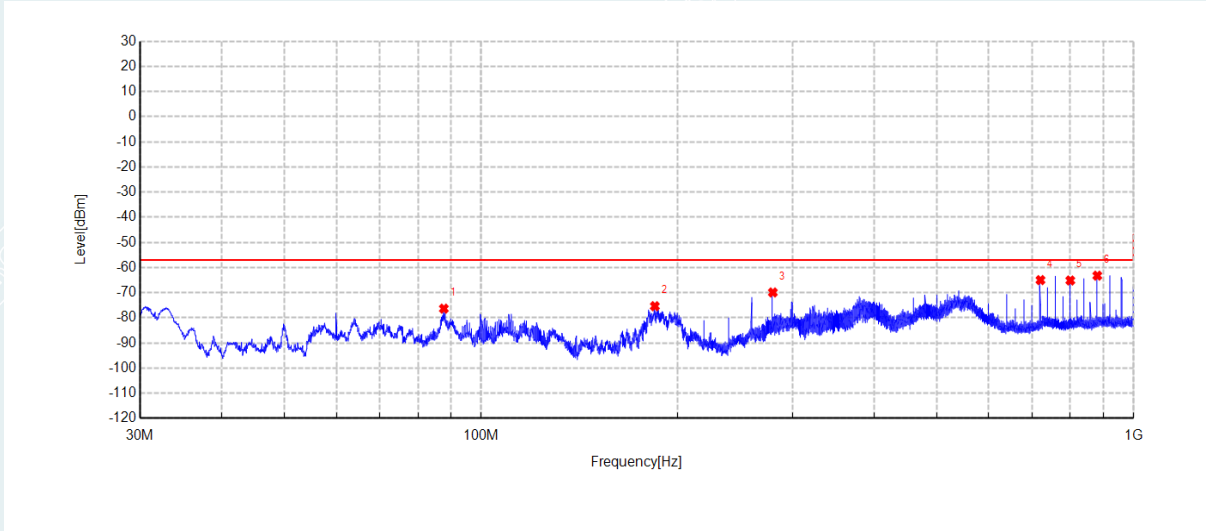
Suspected Data List								
NO.	Freq. [MHz]	Reading [dBm]	Level [dBm]	Limit [dBm]	Margin [dB]	Factor [dB]	Detector	Polarity
1	30.6790	-50.85	-74.84	-57.00	17.84	-23.99	RMS	Vertical
2	87.5724	-58.95	-77.72	-57.00	20.72	-18.77	RMS	Vertical
3	279.9815	-52.56	-68.84	-57.00	11.84	-16.28	RMS	Vertical
4	760.0100	-56.71	-63.33	-57.00	6.33	-6.62	RMS	Vertical
5	839.9905	-58.37	-64.57	-57.00	7.57	-6.20	RMS	Vertical
6	880.0535	-57.93	-63.12	-57.00	6.12	-5.19	RMS	Vertical

Project No	E20210426746801	EUT:	Camera Hub G3
Model:	CH-H03	Sample No:	E20210426746801-0008
Mode:	RX 802.11a 5320MHz	Voltage:	AC230V/50Hz
Environment:	Temp:23.8°C; Humi:62%	Engineer:	Chen Xiacong



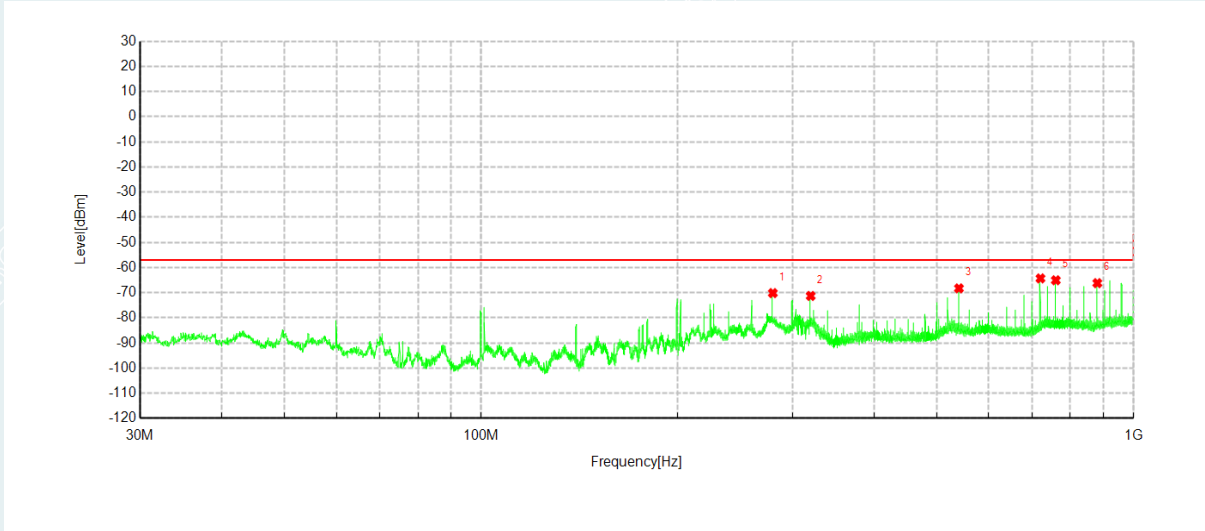
Suspected Data List								
NO.	Freq. [MHz]	Reading [dBm]	Level [dBm]	Limit [dBm]	Margin [dB]	Factor [dB]	Detector	Polarity
1	184.7712	-48.83	-69.52	-57.00	12.52	-20.69	RMS	Horizontal
2	279.9815	-50.56	-66.31	-57.00	9.31	-15.75	RMS	Horizontal
3	400.4130	-54.55	-67.09	-57.00	10.09	-12.54	RMS	Horizontal
4	760.0100	-57.50	-63.33	-57.00	6.33	-5.83	RMS	Horizontal
5	800.0245	-61.78	-67.43	-57.00	10.43	-5.65	RMS	Horizontal
6	880.0050	-60.17	-65.95	-57.00	8.95	-5.78	RMS	Horizontal

Project No	E20210426746801	EUT:	Camera Hub G3
Model:	CH-H03	Sample No:	E20210426746801-0008
Mode:	RX 802.11a 5320MHz	Voltage:	AC230V/50Hz
Environment:	Temp:23.8°C; Humi:62%	Engineer:	Chen Xiacong



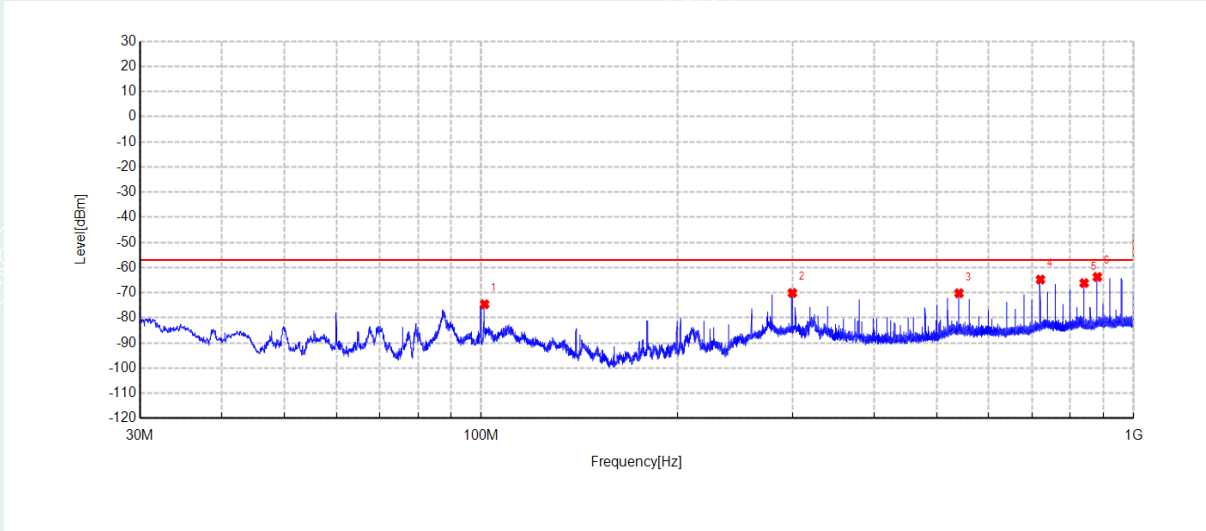
Suspected Data List								
NO.	Freq. [MHz]	Reading [dBm]	Level [dBm]	Limit [dBm]	Margin [dB]	Factor [dB]	Detector	Polarity
1	87.6694	-57.64	-76.34	-57.00	19.34	-18.70	RMS	Vertical
2	184.6257	-54.92	-75.36	-57.00	18.36	-20.44	RMS	Vertical
3	279.9815	-53.62	-69.90	-57.00	12.90	-16.28	RMS	Vertical
4	719.9955	-57.65	-64.98	-57.00	7.98	-7.33	RMS	Vertical
5	799.9760	-58.79	-65.14	-57.00	8.14	-6.35	RMS	Vertical
6	879.9565	-58.03	-63.22	-57.00	6.22	-5.19	RMS	Vertical

Project No	E20210426746801	EUT:	Camera Hub G3
Model:	CH-H03	Sample No:	E20210426746801-0008
Mode:	RX 802.11a 5500MHz	Voltage:	AC230V/50Hz
Environment:	Temp:23.8°C; Humi:62%	Engineer:	Chen Xiacong



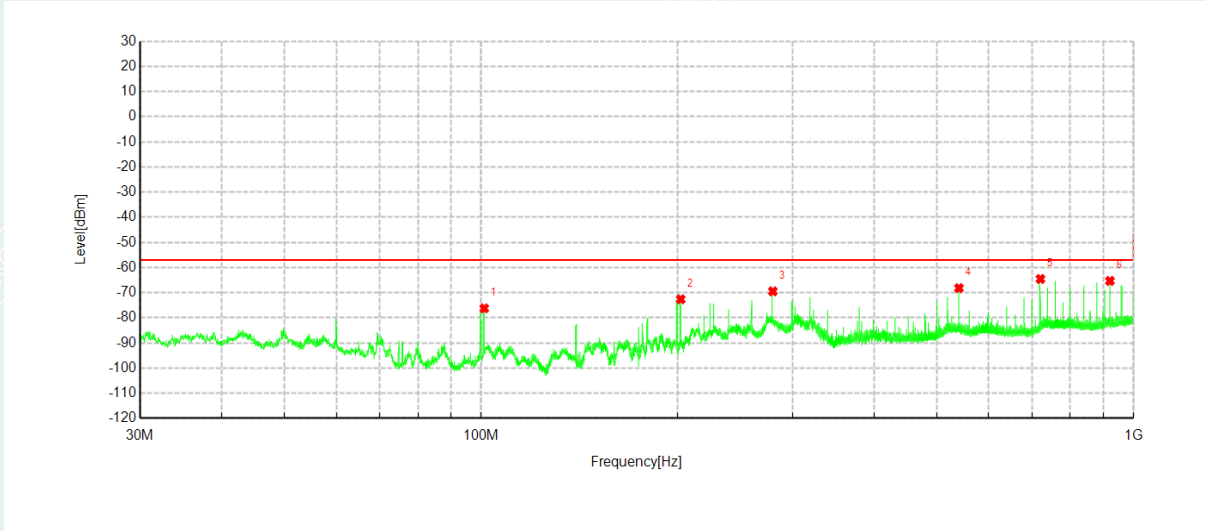
Suspected Data List								
NO.	Freq. [MHz]	Reading [dBm]	Level [dBm]	Limit [dBm]	Margin [dB]	Factor [dB]	Detector	Polarity
1	279.9815	-54.41	-70.16	-57.00	13.16	-15.75	RMS	Horizontal
2	319.9960	-54.90	-71.29	-57.00	14.29	-16.39	RMS	Horizontal
3	540.0030	-58.12	-68.27	-57.00	11.27	-10.15	RMS	Horizontal
4	719.9955	-56.35	-64.31	-57.00	7.31	-7.96	RMS	Horizontal
5	760.0100	-59.23	-65.06	-57.00	8.06	-5.83	RMS	Horizontal
6	880.0050	-60.42	-66.20	-57.00	9.20	-5.78	RMS	Horizontal

Project No	E20210426746801	EUT:	Camera Hub G3
Model:	CH-H03	Sample No:	E20210426746801-0008
Mode:	RX 802.11a 5500MHz	Voltage:	AC230V/50Hz
Environment:	Temp:23.8°C; Humi:62%	Engineer:	Chen Xiacong



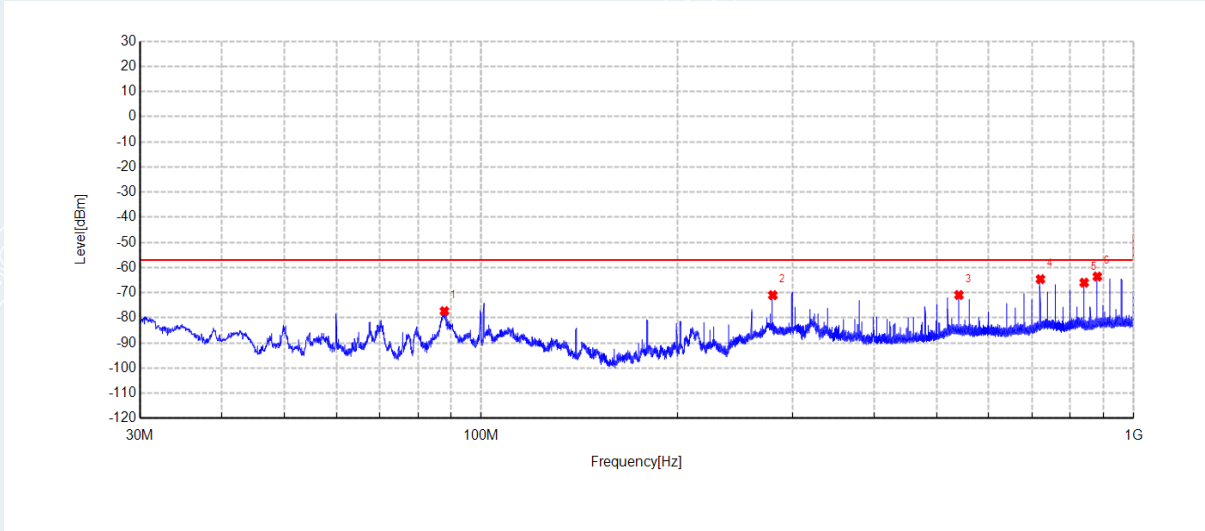
Suspected Data List								
NO.	Freq. [MHz]	Reading [dBm]	Level [dBm]	Limit [dBm]	Margin [dB]	Factor [dB]	Detector	Polarity
1	101.2501	-60.17	-74.60	-57.00	17.60	-14.43	RMS	Vertical
2	300.0130	-54.59	-70.11	-57.00	13.11	-15.52	RMS	Vertical
3	540.0030	-59.78	-70.23	-57.00	13.23	-10.45	RMS	Vertical
4	719.9955	-57.45	-64.78	-57.00	7.78	-7.33	RMS	Vertical
5	839.9905	-59.97	-66.17	-57.00	9.17	-6.20	RMS	Vertical
6	880.0050	-58.56	-63.75	-57.00	6.75	-5.19	RMS	Vertical

Project No	E20210426746801	EUT:	Camera Hub G3
Model:	CH-H03	Sample No:	E20210426746801-0008
Mode:	RX 802.11a 5700MHz	Voltage:	AC230V/50Hz
Environment:	Temp:23.8°C; Humi:62%	Engineer:	Chen Xiacong



Suspected Data List								
NO.	Freq. [MHz]	Reading [dBm]	Level [dBm]	Limit [dBm]	Margin [dB]	Factor [dB]	Detector	Polarity
1	101.1046	-53.46	-76.23	-57.00	19.23	-22.77	RMS	Horizontal
2	202.2806	-53.33	-72.62	-57.00	15.62	-19.29	RMS	Horizontal
3	279.9815	-53.71	-69.46	-57.00	12.46	-15.75	RMS	Horizontal
4	540.0030	-58.04	-68.19	-57.00	11.19	-10.15	RMS	Horizontal
5	719.9955	-56.58	-64.54	-57.00	7.54	-7.96	RMS	Horizontal
6	920.0195	-60.40	-65.31	-57.00	8.31	-4.91	RMS	Horizontal

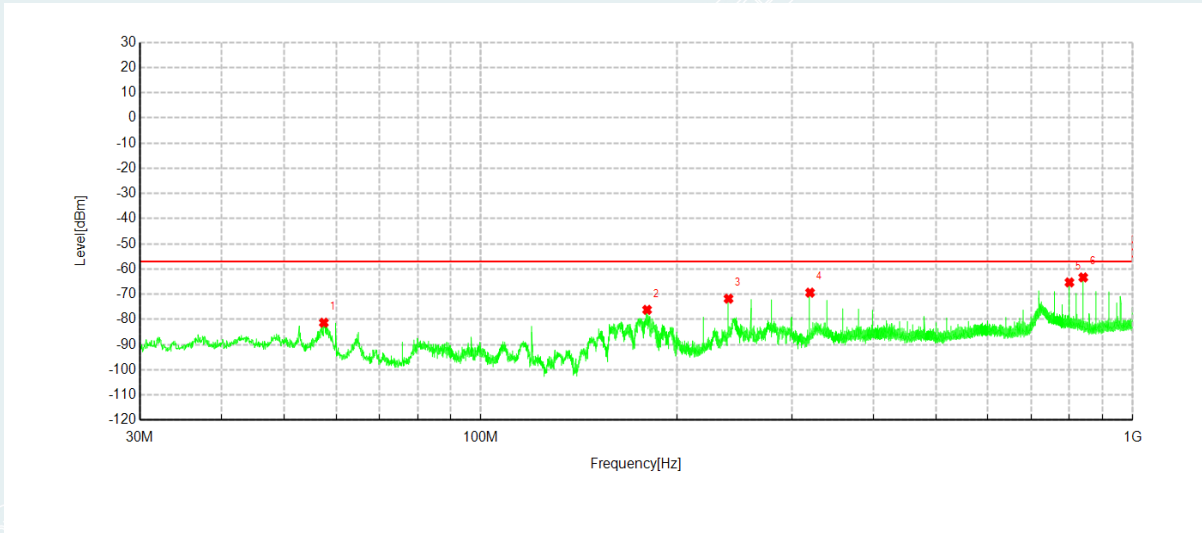
Project No	E20210426746801	EUT:	Camera Hub G3
Model:	CH-H03	Sample No:	E20210426746801-0008
Mode:	RX 802.11a 5700MHz	Voltage:	AC230V/50Hz
Environment:	Temp:23.8°C; Humi:62%	Engineer:	Chen Xiacong



Suspected Data List								
NO.	Freq. [MHz]	Reading [dBm]	Level [dBm]	Limit [dBm]	Margin [dB]	Factor [dB]	Detector	Polarity
1	87.8634	-58.76	-77.33	-57.00	20.33	-18.57	RMS	Vertical
2	279.9815	-54.72	-71.00	-57.00	14.00	-16.28	RMS	Vertical
3	540.0030	-60.47	-70.92	-57.00	13.92	-10.45	RMS	Vertical
4	719.9955	-57.29	-64.62	-57.00	7.62	-7.33	RMS	Vertical
5	839.9905	-59.81	-66.01	-57.00	9.01	-6.20	RMS	Vertical
6	880.0050	-58.39	-63.58	-57.00	6.58	-5.19	RMS	Vertical

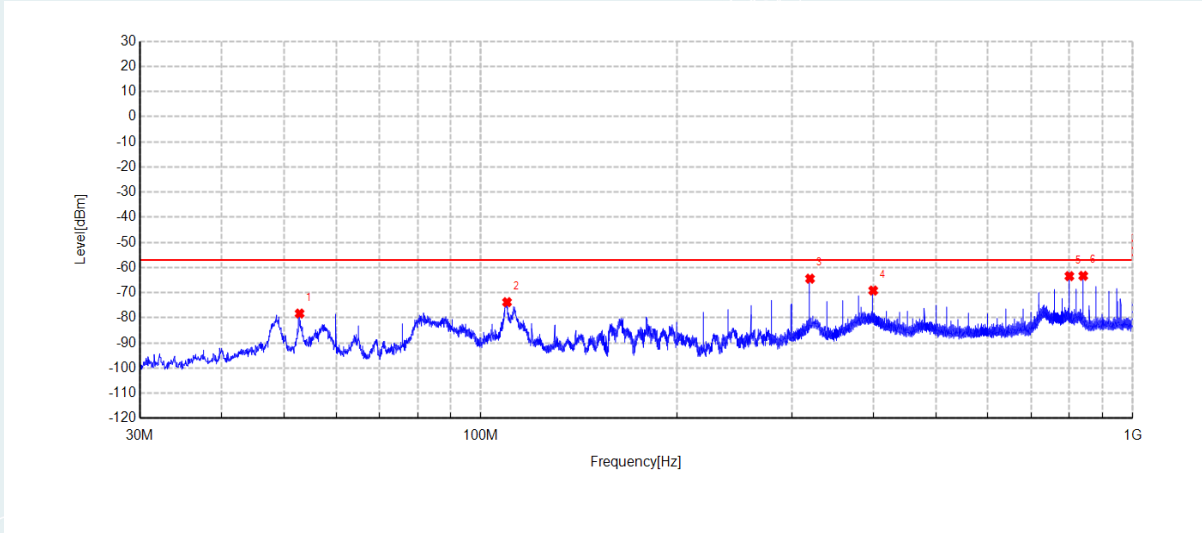
Adapter 2:

Project No	E20210426746801	EUT:	Camera Hub G3
Model:	CH-H03	Sample No:	E20210426746801-0008
Mode:	RX 802.11a 5180MHz	Voltage:	AC230V/50Hz
Environment:	Temp:25.1°C; Humi:54%	Engineer:	Chen Xiacong



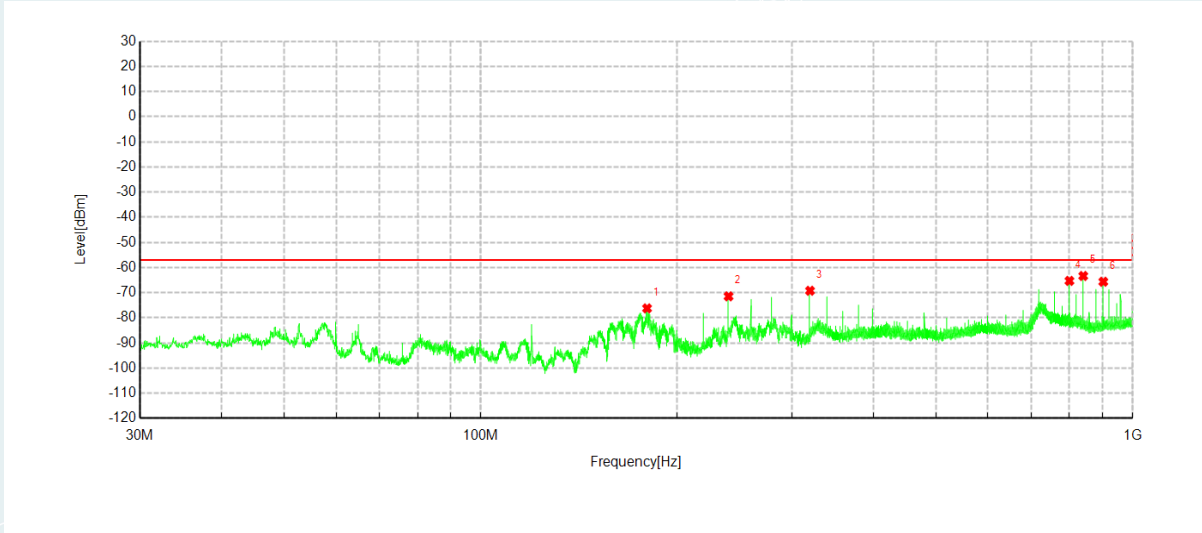
Suspected Data List								
NO.	Freq. [MHz]	Reading [dBm]	Level [dBm]	Limit [dBm]	Margin [dB]	Factor [dB]	Detector	Polarity
1	57.4524	-65.89	-81.31	-57.00	24.31	-15.42	RMS	Horizontal
2	179.9695	-54.15	-76.18	-57.00	19.18	-22.03	RMS	Horizontal
3	239.9670	-57.82	-71.78	-57.00	14.78	-13.96	RMS	Horizontal
4	319.9960	-52.98	-69.37	-57.00	12.37	-16.39	RMS	Horizontal
5	799.9760	-59.65	-65.30	-57.00	8.30	-5.65	RMS	Horizontal
6	839.9905	-57.19	-63.32	-57.00	6.32	-6.13	RMS	Horizontal

Project No	E20210426746801	EUT:	Camera Hub G3
Model:	CH-H03	Sample No:	E20210426746801-0008
Mode:	RX 802.11a 5180MHz	Voltage:	AC230V/50Hz
Environment:	Temp:25.1°C; Humi:54%	Engineer:	Chen Xiacong



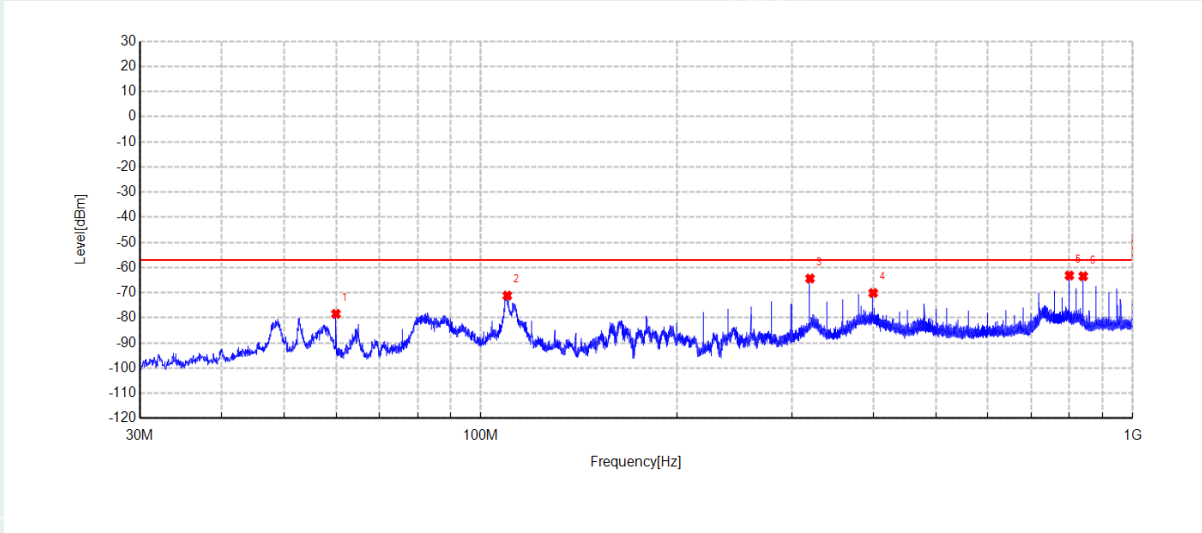
Suspected Data List								
NO.	Freq. [MHz]	Reading [dBm]	Level [dBm]	Limit [dBm]	Margin [dB]	Factor [dB]	Detector	Polarity
1	52.7476	-57.12	-78.28	-57.00	21.28	-21.16	RMS	Vertical
2	109.7380	-62.22	-73.77	-57.00	16.77	-11.55	RMS	Vertical
3	319.9960	-49.64	-64.43	-57.00	7.43	-14.79	RMS	Vertical
4	399.9765	-56.03	-69.15	-57.00	12.15	-13.12	RMS	Vertical
5	799.9760	-57.07	-63.42	-57.00	6.42	-6.35	RMS	Vertical
6	839.9905	-57.09	-63.29	-57.00	6.29	-6.20	RMS	Vertical

Project No	E20210426746801	EUT:	Camera Hub G3
Model:	CH-H03	Sample No:	E20210426746801-0008
Mode:	RX 802.11a 5320MHz	Voltage:	AC230V/50Hz
Environment:	Temp:25.1°C; Humi:54%	Engineer:	Chen Xiacong



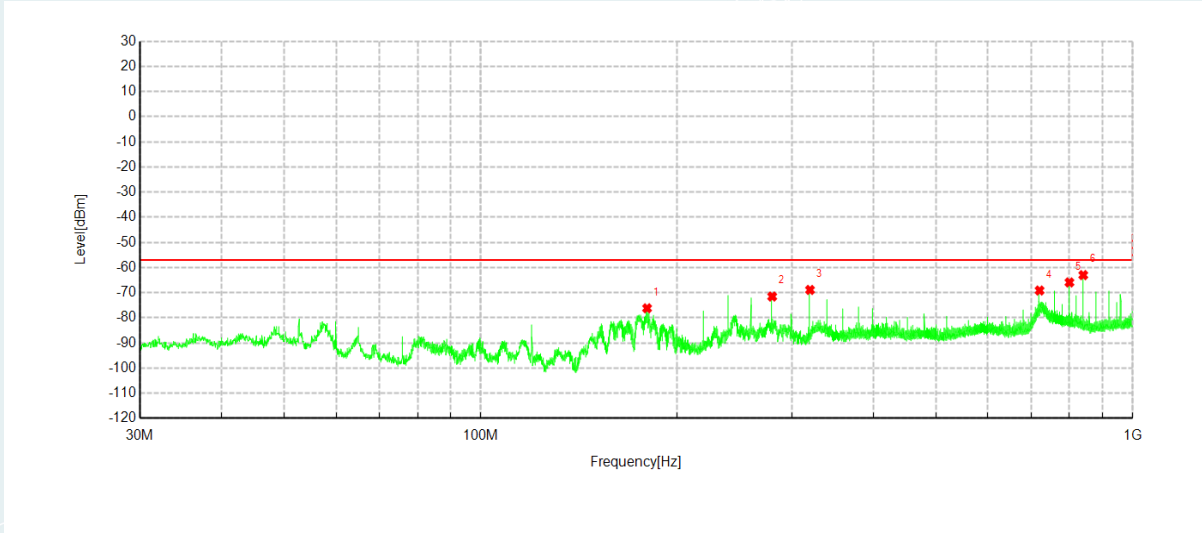
Suspected Data List								
NO.	Freq. [MHz]	Reading [dBm]	Level [dBm]	Limit [dBm]	Margin [dB]	Factor [dB]	Detector	Polarity
1	179.9695	-54.20	-76.23	-57.00	19.23	-22.03	RMS	Horizontal
2	239.9670	-57.49	-71.45	-57.00	14.45	-13.96	RMS	Horizontal
3	319.9960	-52.83	-69.22	-57.00	12.22	-16.39	RMS	Horizontal
4	799.9760	-59.65	-65.30	-57.00	8.30	-5.65	RMS	Horizontal
5	839.9905	-57.22	-63.35	-57.00	6.35	-6.13	RMS	Horizontal
6	901.6371	-60.31	-65.64	-57.00	8.64	-5.33	RMS	Horizontal

Project No	E20210426746801	EUT:	Camera Hub G3
Model:	CH-H03	Sample No:	E20210426746801-0008
Mode:	RX 802.11a 5320MHz	Voltage:	AC230V/50Hz
Environment:	Temp:25.1°C; Humi:54%	Engineer:	Chen Xiacong



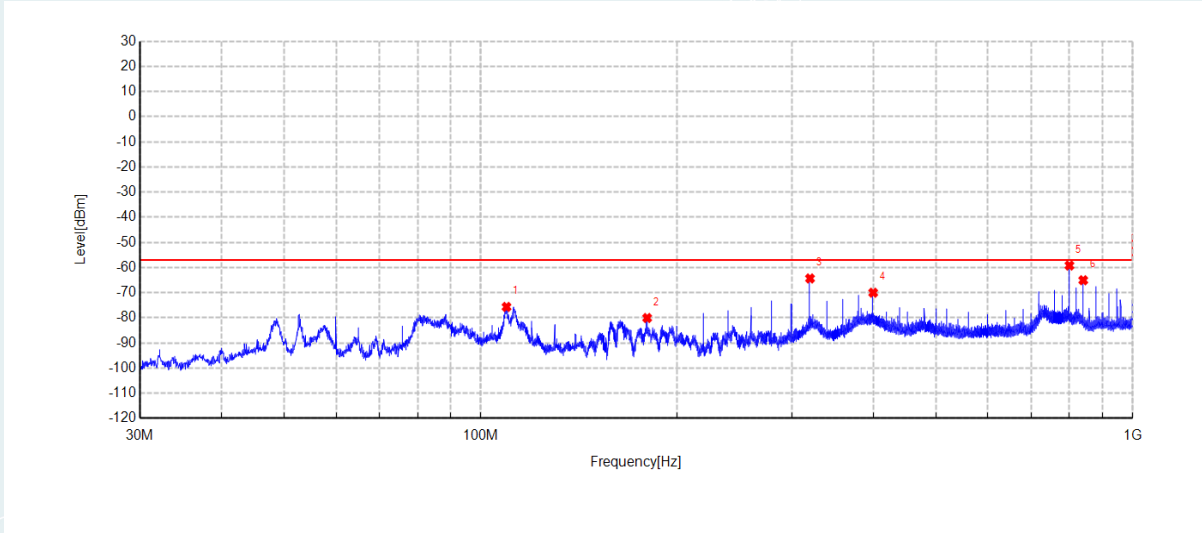
Suspected Data List								
NO.	Freq. [MHz]	Reading [dBm]	Level [dBm]	Limit [dBm]	Margin [dB]	Factor [dB]	Detector	Polarity
1	59.9745	-58.60	-78.44	-57.00	21.44	-19.84	RMS	Vertical
2	109.8350	-59.64	-71.16	-57.00	14.16	-11.52	RMS	Vertical
3	319.9960	-49.57	-64.36	-57.00	7.36	-14.79	RMS	Vertical
4	399.9765	-57.00	-70.12	-57.00	13.12	-13.12	RMS	Vertical
5	799.9760	-56.81	-63.16	-57.00	6.16	-6.35	RMS	Vertical
6	839.9905	-57.24	-63.44	-57.00	6.44	-6.20	RMS	Vertical

Project No	E20210426746801	EUT:	Camera Hub G3
Model:	CH-H03	Sample No:	E20210426746801-0008
Mode:	RX 802.11a 5500MHz	Voltage:	AC230V/50Hz
Environment:	Temp:25.1°C; Humi:54%	Engineer:	Chen Xiacong



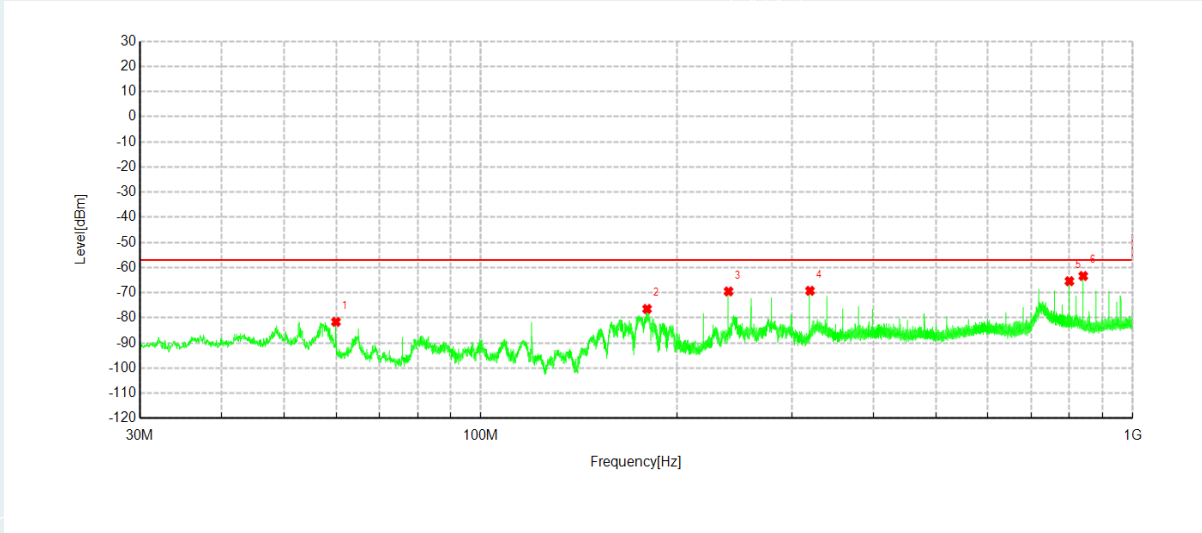
Suspected Data List								
NO.	Freq. [MHz]	Reading [dBm]	Level [dBm]	Limit [dBm]	Margin [dB]	Factor [dB]	Detector	Polarity
1	179.9695	-54.16	-76.19	-57.00	19.19	-22.03	RMS	Horizontal
2	279.9815	-55.78	-71.53	-57.00	14.53	-15.75	RMS	Horizontal
3	319.9960	-52.51	-68.90	-57.00	11.90	-16.39	RMS	Horizontal
4	719.9955	-61.17	-69.13	-57.00	12.13	-7.96	RMS	Horizontal
5	799.9760	-60.27	-65.92	-57.00	8.92	-5.65	RMS	Horizontal
6	839.9905	-56.87	-63.00	-57.00	6.00	-6.13	RMS	Horizontal

Project No	E20210426746801	EUT:	Camera Hub G3
Model:	CH-H03	Sample No:	E20210426746801-0008
Mode:	RX 802.11a 5500MHz	Voltage:	AC230V/50Hz
Environment:	Temp:25.1°C; Humi:54%	Engineer:	Chen Xiacong



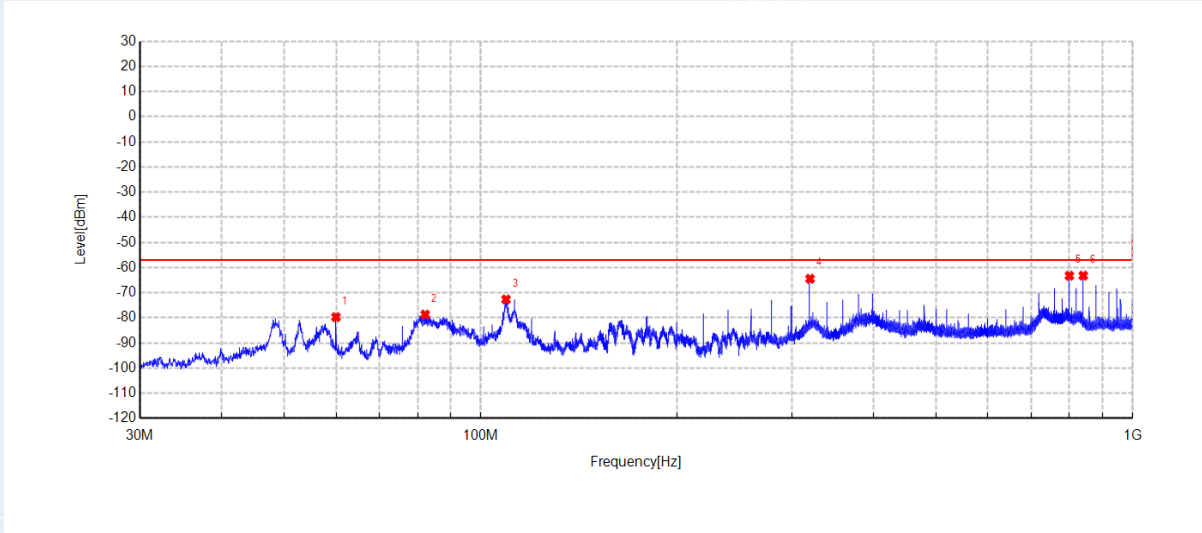
Suspected Data List								
NO.	Freq. [MHz]	Reading [dBm]	Level [dBm]	Limit [dBm]	Margin [dB]	Factor [dB]	Detector	Polarity
1	109.5440	-64.03	-75.65	-57.00	18.65	-11.62	RMS	Vertical
2	180.0180	-59.01	-80.05	-57.00	23.05	-21.04	RMS	Vertical
3	319.9960	-49.55	-64.34	-57.00	7.34	-14.79	RMS	Vertical
4	399.9765	-56.89	-70.01	-57.00	13.01	-13.12	RMS	Vertical
5	799.9760	-52.84	-59.19	-57.00	2.19	-6.35	RMS	Vertical
6	839.9905	-58.85	-65.05	-57.00	8.05	-6.20	RMS	Vertical

Project No	E20210426746801	EUT:	Camera Hub G3
Model:	CH-H03	Sample No:	E20210426746801-0008
Mode:	RX 802.11a 5700MHz	Voltage:	AC230V/50Hz
Environment:	Temp:25.1°C; Humi:54%	Engineer:	Chen Xiacong



Suspected Data List								
NO.	Freq. [MHz]	Reading [dBm]	Level [dBm]	Limit [dBm]	Margin [dB]	Factor [dB]	Detector	Polarity
1	59.9745	-65.72	-81.61	-57.00	24.61	-15.89	RMS	Horizontal
2	179.9695	-54.44	-76.47	-57.00	19.47	-22.03	RMS	Horizontal
3	239.9670	-55.54	-69.50	-57.00	12.50	-13.96	RMS	Horizontal
4	319.9960	-52.86	-69.25	-57.00	12.25	-16.39	RMS	Horizontal
5	799.9760	-59.77	-65.42	-57.00	8.42	-5.65	RMS	Horizontal
6	839.9905	-57.23	-63.36	-57.00	6.36	-6.13	RMS	Horizontal

Project No	E20210426746801	EUT:	Camera Hub G3
Model:	CH-H03	Sample No:	E20210426746801-0008
Mode:	RX 802.11a 5700MHz	Voltage:	AC230V/50Hz
Environment:	Temp:25.1°C; Humi:54%	Engineer:	Chen Xiacong



Suspected Data List								
NO.	Freq. [MHz]	Reading [dBm]	Level [dBm]	Limit [dBm]	Margin [dB]	Factor [dB]	Detector	Polarity
1	59.9745	-59.87	-79.71	-57.00	22.71	-19.84	RMS	Vertical
2	82.1886	-56.13	-78.70	-57.00	21.70	-22.57	RMS	Vertical
3	109.3500	-61.01	-72.69	-57.00	15.69	-11.68	RMS	Vertical
4	319.9960	-49.67	-64.46	-57.00	7.46	-14.79	RMS	Vertical
5	799.9760	-56.90	-63.25	-57.00	6.25	-6.35	RMS	Vertical
6	839.9905	-57.01	-63.21	-57.00	6.21	-6.20	RMS	Vertical

Above 1GHz

Adapter 1:

Project No	E20210426746801	EUT:	Camera Hub G3
Model:	CH-H03	Sample No:	E20210426746801-0008
Mode:	RX 802.11a 5180MHz	Voltage:	AC230V/50Hz
Environment:	Temp:23.8°C; Humi:62%	Engineer:	Chen Xiaocong

Suspected Data List								
NO.	Freq. [MHz]	Reading [dBm]	Level [dBm]	Limit [dBm]	Margin [dB]	Factor [dB]	Detector	Polarity
1	1079.900	-50.78	-65.49	-47.00	18.49	-14.71	RMS	Horizontal
2	1300.050	-55.06	-68.28	-47.00	21.28	-13.22	RMS	Horizontal
3	1809.200	-50.94	-63.88	-47.00	16.88	-12.94	RMS	Horizontal
4	3618.850	-57.96	-61.36	-47.00	14.36	-3.40	RMS	Horizontal
5	5428.500	-61.69	-61.08	-47.00	14.08	0.61	RMS	Horizontal
6	6906.650	-57.67	-52.24	-47.00	5.24	5.43	RMS	Horizontal

Final Data List								
NO.	Freq. [MHz]	Reading [dBm]	Level [dBm]	Limit [dBm]	Margin [dB]	Factor [dB]	Detector	Polarity
1	6906.660	-56.53	-51.10	-47.00	4.10	5.43	RMS	Horizontal

Suspected Data List								
NO.	Freq. [MHz]	Reading [dBm]	Level [dBm]	Limit [dBm]	Margin [dB]	Factor [dB]	Detector	Polarity
1	1000.000	-52.01	-65.49	-57.00	8.49	-13.48	RMS	Vertical
2	1809.200	-53.04	-64.12	-47.00	17.12	-11.08	RMS	Vertical
3	2800.300	-58.87	-67.66	-47.00	20.66	-8.79	RMS	Vertical
4	3618.850	-59.69	-62.86	-47.00	15.86	-3.17	RMS	Vertical
5	4599.750	-63.79	-63.36	-47.00	16.36	0.43	RMS	Vertical
6	6906.650	-57.63	-52.65	-47.00	5.65	4.98	RMS	Vertical

Final Data List								
NO.	Freq. [MHz]	Reading [dBm]	Level [dBm]	Limit [dBm]	Margin [dB]	Factor [dB]	Detector	Polarity
1	6906.680	-56.19	-51.22	-47.00	4.22	4.97	RMS	Vertical

Project No	E20210426746801	EUT:	Camera Hub G3
Model:	CH-H03	Sample No:	E20210426746801-0008
Mode:	RX 802.11a 5320MHz	Voltage:	AC230V/50Hz
Environment:	Temp:23.8°C; Humi:62%	Engineer:	Chen Xiacong

Suspected Data List								
NO.	Freq. [MHz]	Reading [dBm]	Level [dBm]	Limit [dBm]	Margin [dB]	Factor [dB]	Detector	Polarity
1	1079.900	-50.67	-65.38	-47.00	18.38	-14.71	RMS	Horizontal
2	1360.400	-53.22	-66.87	-47.00	19.87	-13.65	RMS	Horizontal
3	1940.100	-57.77	-66.35	-47.00	19.35	-8.58	RMS	Horizontal
4	3618.850	-56.91	-60.31	-47.00	13.31	-3.40	RMS	Horizontal
5	5428.500	-62.30	-61.69	-47.00	14.69	0.61	RMS	Horizontal
6	7093.650	-58.62	-51.16	-47.00	4.16	7.46	RMS	Horizontal

Final Data List								
NO.	Freq. [MHz]	Reading [dBm]	Level [dBm]	Limit [dBm]	Margin [dB]	Factor [dB]	Detector	Polarity
1	7093.359	-56.05	-48.60	-47.00	1.60	7.45	RMS	Horizontal

Suspected Data List								
NO.	Freq. [MHz]	Reading [dBm]	Level [dBm]	Limit [dBm]	Margin [dB]	Factor [dB]	Detector	Polarity
1	1079.900	-50.01	-65.79	-47.00	18.79	-15.78	RMS	Vertical
2	1480.250	-54.80	-68.46	-47.00	21.46	-13.66	RMS	Vertical
3	1809.200	-53.69	-64.77	-47.00	17.77	-11.08	RMS	Vertical
4	3618.850	-58.41	-61.58	-47.00	14.58	-3.17	RMS	Vertical
5	5128.450	-63.42	-61.71	-47.00	14.71	1.71	RMS	Vertical
6	7093.650	-58.71	-51.17	-47.00	4.17	7.54	RMS	Vertical

Final Data List								
NO.	Freq. [MHz]	Reading [dBm]	Level [dBm]	Limit [dBm]	Margin [dB]	Factor [dB]	Detector	Polarity
1	7093.379	-57.08	-49.55	-47.00	2.55	7.53	RMS	Vertical

Project No	E20210426746801	EUT:	Camera Hub G3
Model:	CH-H03	Sample No:	E20210426746801-0008
Mode:	RX 802.11a 5500MHz	Voltage:	AC230V/50Hz
Environment:	Temp:23.8°C; Humi:62%	Engineer:	Chen Xiaocong

Suspected Data List								
NO.	Freq. [MHz]	Reading [dBm]	Level [dBm]	Limit [dBm]	Margin [dB]	Factor [dB]	Detector	Polarity
1	1079.900	-50.07	-64.78	-47.00	17.78	-14.71	RMS	Horizontal
2	1379.950	-54.56	-67.64	-47.00	20.64	-13.08	RMS	Horizontal
3	1809.200	-53.31	-66.25	-47.00	19.25	-12.94	RMS	Horizontal
4	2679.600	-59.07	-68.31	-47.00	21.31	-9.24	RMS	Horizontal
5	3618.850	-57.27	-60.67	-47.00	13.67	-3.40	RMS	Horizontal
6	7333.350	-58.04	-49.64	-47.00	2.64	8.40	RMS	Horizontal

Final Data List								
NO.	Freq. [MHz]	Reading [dBm]	Level [dBm]	Limit [dBm]	Margin [dB]	Factor [dB]	Detector	Polarity
1	7333.400	-57.61	-49.21	-47.00	2.21	8.40	RMS	Horizontal

Suspected Data List								
NO.	Freq. [MHz]	Reading [dBm]	Level [dBm]	Limit [dBm]	Margin [dB]	Factor [dB]	Detector	Polarity
1	1079.900	-49.65	-65.43	-47.00	18.43	-15.78	RMS	Vertical
2	1300.050	-55.19	-68.47	-47.00	21.47	-13.28	RMS	Vertical
3	1809.200	-53.92	-65.00	-47.00	18.00	-11.08	RMS	Vertical
4	2840.250	-58.74	-67.06	-47.00	20.06	-8.32	RMS	Vertical
5	3618.850	-59.01	-62.18	-47.00	15.18	-3.17	RMS	Vertical
6	7333.350	-57.02	-49.11	-47.00	2.11	7.91	RMS	Vertical

Final Data List								
NO.	Freq. [MHz]	Reading [dBm]	Level [dBm]	Limit [dBm]	Margin [dB]	Factor [dB]	Detector	Polarity
1	7333.340	-56.33	-48.41	-47.00	1.41	7.92	RMS	Vertical

Project No	E20210426746801	EUT:	Camera Hub G3
Model:	CH-H03	Sample No:	E20210426746801-0008
Mode:	RX 802.11a 5700MHz	Voltage:	AC230V/50Hz
Environment:	Temp:23.8°C; Humi:62%	Engineer:	Chen Xiacong

Suspected Data List								
NO.	Freq. [MHz]	Reading [dBm]	Level [dBm]	Limit [dBm]	Margin [dB]	Factor [dB]	Detector	Polarity
1	1079.900	-50.44	-65.15	-47.00	18.15	-14.71	RMS	Horizontal
2	1379.950	-53.39	-66.47	-47.00	19.47	-13.08	RMS	Horizontal
3	1809.200	-53.78	-66.72	-47.00	19.72	-12.94	RMS	Horizontal
4	3618.850	-57.44	-60.84	-47.00	13.84	-3.40	RMS	Horizontal
5	5141.200	-63.72	-61.87	-47.00	14.87	1.85	RMS	Horizontal
6	7600.250	-60.56	-54.00	-47.00	7.00	6.56	RMS	Horizontal

Suspected Data List								
NO.	Freq. [MHz]	Reading [dBm]	Level [dBm]	Limit [dBm]	Margin [dB]	Factor [dB]	Detector	Polarity
1	1079.900	-50.15	-65.93	-47.00	18.93	-15.78	RMS	Vertical
2	1300.050	-54.89	-68.17	-47.00	21.17	-13.28	RMS	Vertical
3	1809.200	-53.63	-64.71	-47.00	17.71	-11.08	RMS	Vertical
4	2800.300	-58.85	-67.64	-47.00	20.64	-8.79	RMS	Vertical
5	3618.850	-59.42	-62.59	-47.00	15.59	-3.17	RMS	Vertical
6	7600.250	-61.11	-54.78	-47.00	7.78	6.33	RMS	Vertical

Project No	E20210426746801	EUT:	Camera Hub G3
Model:	CH-H03	Sample No:	E20210426746801-0008
Mode:	RX 802.11n HT40 5190MHz	Voltage:	AC230V/50Hz
Environment:	Temp:23.8°C; Humi:62%	Engineer:	Chen Xiacong

Suspected Data List								
NO.	Freq. [MHz]	Reading [dBm]	Level [dBm]	Limit [dBm]	Margin [dB]	Factor [dB]	Detector	Polarity
1	1079.900	-51.17	-65.88	-47.00	18.88	-14.71	RMS	Horizontal
2	1379.950	-54.72	-67.80	-47.00	20.80	-13.08	RMS	Horizontal
3	1809.200	-52.15	-65.09	-47.00	18.09	-12.94	RMS	Horizontal
4	2139.850	-57.87	-67.38	-47.00	20.38	-9.51	RMS	Horizontal
5	3618.850	-56.86	-60.26	-47.00	13.26	-3.40	RMS	Horizontal
6	6920.250	-58.88	-53.43	-47.00	6.43	5.45	RMS	Horizontal

Final Data List								
NO.	Freq. [MHz]	Reading [dBm]	Level [dBm]	Limit [dBm]	Margin [dB]	Factor [dB]	Detector	Polarity
1	6920.019	-56.55	-51.10	-47.00	4.10	5.45	RMS	Horizontal

Suspected Data List								
NO.	Freq. [MHz]	Reading [dBm]	Level [dBm]	Limit [dBm]	Margin [dB]	Factor [dB]	Detector	Polarity
1	1079.900	-49.73	-65.51	-47.00	18.51	-15.78	RMS	Vertical
2	1499.800	-56.47	-69.47	-47.00	22.47	-13.00	RMS	Vertical
3	1809.200	-51.99	-63.07	-47.00	16.07	-11.08	RMS	Vertical
4	2197.650	-60.04	-68.78	-47.00	21.78	-8.74	RMS	Vertical
5	3618.850	-59.65	-62.82	-47.00	15.82	-3.17	RMS	Vertical
6	6920.250	-58.04	-52.89	-47.00	5.89	5.15	RMS	Vertical

Final Data List								
NO.	Freq. [MHz]	Reading [dBm]	Level [dBm]	Limit [dBm]	Margin [dB]	Factor [dB]	Detector	Polarity
1	6920.039	-57.20	-52.05	-47.00	5.05	5.15	RMS	Vertical

Project No	E20210426746801	EUT:	Camera Hub G3
Model:	CH-H03	Sample No:	E20210426746801-0008
Mode:	RX 802.11n HT40 5310MHz	Voltage:	AC230V/50Hz
Environment:	Temp:23.8°C; Humi:62%	Engineer:	Chen Xiacong

Suspected Data List								
NO.	Freq. [MHz]	Reading [dBm]	Level [dBm]	Limit [dBm]	Margin [dB]	Factor [dB]	Detector	Polarity
1	1000.000	-53.74	-68.13	-57.00	11.13	-14.39	RMS	Horizontal
2	1199.750	-52.79	-67.33	-47.00	20.33	-14.54	RMS	Horizontal
3	1809.200	-51.26	-64.20	-47.00	17.20	-12.94	RMS	Horizontal
4	3618.850	-58.30	-61.70	-47.00	14.70	-3.40	RMS	Horizontal
5	5146.300	-64.37	-62.43	-47.00	15.43	1.94	RMS	Horizontal
6	7080.050	-58.59	-51.25	-47.00	4.25	7.34	RMS	Horizontal

Final Data List								
NO.	Freq. [MHz]	Reading [dBm]	Level [dBm]	Limit [dBm]	Margin [dB]	Factor [dB]	Detector	Polarity
1	7080.040	-56.99	-49.65	-47.00	2.65	7.34	RMS	Horizontal

Suspected Data List								
NO.	Freq. [MHz]	Reading [dBm]	Level [dBm]	Limit [dBm]	Margin [dB]	Factor [dB]	Detector	Polarity
1	1079.900	-50.27	-66.05	-47.00	19.05	-15.78	RMS	Vertical
2	1499.800	-56.01	-69.01	-47.00	22.01	-13.00	RMS	Vertical
3	1809.200	-52.32	-63.40	-47.00	16.40	-11.08	RMS	Vertical
4	3618.850	-60.63	-63.80	-47.00	16.80	-3.17	RMS	Vertical
5	5146.300	-64.02	-62.08	-47.00	15.08	1.94	RMS	Vertical
6	7080.050	-58.49	-51.08	-47.00	4.08	7.41	RMS	Vertical

Final Data List								
NO.	Freq. [MHz]	Reading [dBm]	Level [dBm]	Limit [dBm]	Margin [dB]	Factor [dB]	Detector	Polarity
1	7080.100	-57.87	-50.46	-47.00	3.46	7.41	RMS	Vertical

Project No	E20210426746801	EUT:	Camera Hub G3
Model:	CH-H03	Sample No:	E20210426746801-0008
Mode:	RX 802.11n HT40 5510MHz	Voltage:	AC230V/50Hz
Environment:	Temp:23.8°C; Humi:62%	Engineer:	Chen Xiacong

Suspected Data List								
NO.	Freq. [MHz]	Reading [dBm]	Level [dBm]	Limit [dBm]	Margin [dB]	Factor [dB]	Detector	Polarity
1	1079.900	-50.77	-65.48	-47.00	18.48	-14.71	RMS	Horizontal
2	1809.200	-51.65	-64.59	-47.00	17.59	-12.94	RMS	Horizontal
3	2160.250	-58.65	-67.93	-47.00	20.93	-9.28	RMS	Horizontal
4	3618.850	-56.75	-60.15	-47.00	13.15	-3.40	RMS	Horizontal
5	5428.500	-62.52	-61.91	-47.00	14.91	0.61	RMS	Horizontal
6	7346.950	-60.22	-51.61	-47.00	4.61	8.61	RMS	Horizontal

Final Data List								
NO.	Freq. [MHz]	Reading [dBm]	Level [dBm]	Limit [dBm]	Margin [dB]	Factor [dB]	Detector	Polarity
1	7346.799	-58.62	-50.01	-47.00	3.01	8.61	RMS	Horizontal

Suspected Data List								
NO.	Freq. [MHz]	Reading [dBm]	Level [dBm]	Limit [dBm]	Margin [dB]	Factor [dB]	Detector	Polarity
1	1079.900	-50.54	-66.32	-47.00	19.32	-15.78	RMS	Vertical
2	1809.200	-52.49	-63.57	-47.00	16.57	-11.08	RMS	Vertical
3	2760.350	-59.83	-68.58	-47.00	21.58	-8.75	RMS	Vertical
4	3618.850	-59.40	-62.57	-47.00	15.57	-3.17	RMS	Vertical
5	5150.550	-64.06	-62.09	-47.00	15.09	1.97	RMS	Vertical
6	7346.950	-58.84	-50.65	-47.00	3.65	8.19	RMS	Vertical

Final Data List								
NO.	Freq. [MHz]	Reading [dBm]	Level [dBm]	Limit [dBm]	Margin [dB]	Factor [dB]	Detector	Polarity
1	7346.739	-57.45	-49.27	-47.00	2.27	8.18	RMS	Vertical

Project No	E20210426746801	EUT:	Camera Hub G3
Model:	CH-H03	Sample No:	E20210426746801-0008
Mode:	RX 802.11n HT40 5670MHz	Voltage:	AC230V/50Hz
Environment:	Temp:23.8°C; Humi:62%	Engineer:	Chen Xiacong

Suspected Data List								
NO.	Freq. [MHz]	Reading [dBm]	Level [dBm]	Limit [dBm]	Margin [dB]	Factor [dB]	Detector	Polarity
1	1079.900	-50.76	-65.47	-47.00	18.47	-14.71	RMS	Horizontal
2	1379.950	-54.62	-67.70	-47.00	20.70	-13.08	RMS	Horizontal
3	1809.200	-52.28	-65.22	-47.00	18.22	-12.94	RMS	Horizontal
4	3618.850	-57.19	-60.59	-47.00	13.59	-3.40	RMS	Horizontal
5	5456.550	-63.15	-61.98	-47.00	14.98	1.17	RMS	Horizontal
6	7560.300	-60.90	-52.84	-47.00	5.84	8.06	RMS	Horizontal

Final Data List								
NO.	Freq. [MHz]	Reading [dBm]	Level [dBm]	Limit [dBm]	Margin [dB]	Factor [dB]	Detector	Polarity
1	7560.089	-59.83	-51.75	-47.00	4.75	8.08	RMS	Horizontal

Suspected Data List								
NO.	Freq. [MHz]	Reading [dBm]	Level [dBm]	Limit [dBm]	Margin [dB]	Factor [dB]	Detector	Polarity
1	1079.900	-49.38	-65.16	-47.00	18.16	-15.78	RMS	Vertical
2	1300.050	-55.18	-68.46	-47.00	21.46	-13.28	RMS	Vertical
3	1809.200	-52.35	-63.43	-47.00	16.43	-11.08	RMS	Vertical
4	3618.850	-59.96	-63.13	-47.00	16.13	-3.17	RMS	Vertical
5	5129.300	-63.81	-62.09	-47.00	15.09	1.72	RMS	Vertical
6	7560.300	-62.63	-54.51	-47.00	7.51	8.12	RMS	Vertical

Project No	E20210426746801	EUT:	Camera Hub G3
Model:	CH-H03	Sample No:	E20210426746801-0008
Mode:	RX 802.11ac VHT80 5210MHz	Voltage:	AC230V/50Hz
Environment:	Temp:23.8°C; Humi:62%	Engineer:	Chen Xiacong

Suspected Data List								
NO.	Freq. [MHz]	Reading [dBm]	Level [dBm]	Limit [dBm]	Margin [dB]	Factor [dB]	Detector	Polarity
1	1079.9000	-50.94	-65.65	-47.00	18.65	-14.71	RMS	Horizontal
2	1379.9500	-53.97	-67.05	-47.00	20.05	-13.08	RMS	Horizontal
3	1809.2000	-51.08	-64.02	-47.00	17.02	-12.94	RMS	Horizontal
4	3618.8500	-57.63	-61.03	-47.00	14.03	-3.40	RMS	Horizontal
5	5153.1000	-63.84	-61.95	-47.00	14.95	1.89	RMS	Horizontal
6	6946.6000	-59.64	-54.15	-47.00	7.15	5.49	RMS	Horizontal

Suspected Data List								
NO.	Freq. [MHz]	Reading [dBm]	Level [dBm]	Limit [dBm]	Margin [dB]	Factor [dB]	Detector	Polarity
1	1079.9000	-49.98	-65.76	-47.00	18.76	-15.78	RMS	Vertical
2	1300.0500	-55.25	-68.53	-47.00	21.53	-13.28	RMS	Vertical
3	1809.2000	-51.92	-63.00	-47.00	16.00	-11.08	RMS	Vertical
4	2227.4000	-59.90	-68.35	-47.00	21.35	-8.45	RMS	Vertical
5	3618.8500	-59.36	-62.53	-47.00	15.53	-3.17	RMS	Vertical
6	6946.6000	-58.91	-53.42	-47.00	6.42	5.49	RMS	Vertical

Project No	E20210426746801	EUT:	Camera Hub G3
Model:	CH-H03	Sample No:	E20210426746801-0008
Mode:	RX 802.11ac VHT80 5290MHz	Voltage:	AC230V/50Hz
Environment:	Temp:23.8°C; Humi:62%	Engineer:	Chen Xiacong

Suspected Data List								
NO.	Freq. [MHz]	Reading [dBm]	Level [dBm]	Limit [dBm]	Margin [dB]	Factor [dB]	Detector	Polarity
1	1079.900	-51.26	-65.97	-47.00	18.97	-14.71	RMS	Horizontal
2	1379.950	-54.47	-67.55	-47.00	20.55	-13.08	RMS	Horizontal
3	1809.200	-52.46	-65.40	-47.00	18.40	-12.94	RMS	Horizontal
4	3618.850	-57.90	-61.30	-47.00	14.30	-3.40	RMS	Horizontal
5	5139.500	-63.68	-61.86	-47.00	14.86	1.82	RMS	Horizontal
6	7066.450	-58.18	-50.97	-47.00	3.97	7.21	RMS	Horizontal

Final Data List								
NO.	Freq. [MHz]	Reading [dBm]	Level [dBm]	Limit [dBm]	Margin [dB]	Factor [dB]	Detector	Polarity
1	7066.760	-56.90	-49.68	-47.00	2.68	7.22	RMS	Horizontal

Suspected Data List								
NO.	Freq. [MHz]	Reading [dBm]	Level [dBm]	Limit [dBm]	Margin [dB]	Factor [dB]	Detector	Polarity
1	1079.900	-49.80	-65.58	-47.00	18.58	-15.78	RMS	Vertical
2	1300.050	-55.30	-68.58	-47.00	21.58	-13.28	RMS	Vertical
3	1809.200	-52.34	-63.42	-47.00	16.42	-11.08	RMS	Vertical
4	2840.250	-58.81	-67.13	-47.00	20.13	-8.32	RMS	Vertical
5	3618.850	-58.07	-61.24	-47.00	14.24	-3.17	RMS	Vertical
6	7066.450	-59.42	-52.13	-47.00	5.13	7.29	RMS	Vertical

Final Data List								
NO.	Freq. [MHz]	Reading [dBm]	Level [dBm]	Limit [dBm]	Margin [dB]	Factor [dB]	Detector	Polarity
1	7066.700	-57.75	-50.46	-47.00	3.46	7.29	RMS	Vertical

Project No	E20210426746801	EUT:	Camera Hub G3
Model:	CH-H03	Sample No:	E20210426746801-0008
Mode:	RX 802.11ac VHT80 5530MHz	Voltage:	AC230V/50Hz
Environment:	Temp:23.8°C; Humi:62%	Engineer:	Chen Xiacong

Suspected Data List								
NO.	Freq. [MHz]	Reading [dBm]	Level [dBm]	Limit [dBm]	Margin [dB]	Factor [dB]	Detector	Polarity
1	1079.900	-50.04	-64.75	-47.00	17.75	-14.71	RMS	Horizontal
2	1809.200	-51.69	-64.63	-47.00	17.63	-12.94	RMS	Horizontal
3	2760.350	-59.95	-68.12	-47.00	21.12	-8.17	RMS	Horizontal
4	3618.850	-57.90	-61.30	-47.00	14.30	-3.40	RMS	Horizontal
5	5428.500	-62.51	-61.90	-47.00	14.90	0.61	RMS	Horizontal
6	7373.300	-61.64	-53.52	-47.00	6.52	8.12	RMS	Horizontal

Suspected Data List								
NO.	Freq. [MHz]	Reading [dBm]	Level [dBm]	Limit [dBm]	Margin [dB]	Factor [dB]	Detector	Polarity
1	1079.900	-49.95	-65.73	-47.00	18.73	-15.78	RMS	Vertical
2	1300.050	-55.67	-68.95	-47.00	21.95	-13.28	RMS	Vertical
3	1809.200	-51.67	-62.75	-47.00	15.75	-11.08	RMS	Vertical
4	3618.850	-61.21	-64.38	-47.00	17.38	-3.17	RMS	Vertical
5	5138.650	-64.07	-62.23	-47.00	15.23	1.84	RMS	Vertical
6	7373.300	-59.82	-51.85	-47.00	4.85	7.97	RMS	Vertical

Final Data List								
NO.	Freq. [MHz]	Reading [dBm]	Level [dBm]	Limit [dBm]	Margin [dB]	Factor [dB]	Detector	Polarity
1	7373.330	-59.11	-51.14	-47.00	4.14	7.97	RMS	Vertical

Project No	E20210426746801	EUT:	Camera Hub G3
Model:	CH-H03	Sample No:	E20210426746801-0008
Mode:	RX 802.11ac VHT80 5610MHz	Voltage:	AC230V/50Hz
Environment:	Temp:23.8°C; Humi:62%	Engineer:	Chen Xiacong

Suspected Data List								
NO.	Freq. [MHz]	Reading [dBm]	Level [dBm]	Limit [dBm]	Margin [dB]	Factor [dB]	Detector	Polarity
1	1079.900	-50.30	-65.01	-47.00	18.01	-14.71	RMS	Horizontal
2	1379.950	-54.49	-67.57	-47.00	20.57	-13.08	RMS	Horizontal
3	1809.200	-51.45	-64.39	-47.00	17.39	-12.94	RMS	Horizontal
4	3618.850	-58.69	-62.09	-47.00	15.09	-3.40	RMS	Horizontal
5	5152.250	-64.08	-62.16	-47.00	15.16	1.92	RMS	Horizontal
6	7480.400	-62.23	-54.16	-47.00	7.16	8.07	RMS	Horizontal

Suspected Data List								
NO.	Freq. [MHz]	Reading [dBm]	Level [dBm]	Limit [dBm]	Margin [dB]	Factor [dB]	Detector	Polarity
1	1079.900	-49.69	-65.47	-47.00	18.47	-15.78	RMS	Vertical
2	1279.650	-55.40	-69.54	-47.00	22.54	-14.14	RMS	Vertical
3	1809.200	-52.76	-63.84	-47.00	16.84	-11.08	RMS	Vertical
4	2800.300	-58.85	-67.64	-47.00	20.64	-8.79	RMS	Vertical
5	3618.850	-58.32	-61.49	-47.00	14.49	-3.17	RMS	Vertical
6	7479.550	-62.50	-54.49	-47.00	7.49	8.01	RMS	Vertical

Above 18GHz-40GHz

Recorded the worst case results in this report (IEEE 802.11a)

Adapter 1:

Project No	E20210426746801	EUT:	Camera Hub G3
Model:	CH-H03	Sample No:	E20210426746801-0008
Mode:	RX 802.11a 5180MHz	Voltage:	AC230V/50Hz
Environment:	Temp:23.8°C; Humi:62%	Engineer:	Chen Xiacong

Suspected Data List								
NO.	Freq. [MHz]	Reading [dBm]	Level [dBm]	Limit [dBm]	Margin [dB]	Factor [dB]	Detector	Polarity
1	18886.7200	-59.24	-71.75	-47.00	24.75	-12.51	RMS	Horizontal
2	20720.0000	-58.07	-67.90	-47.00	20.90	-9.83	RMS	Horizontal
3	22084.4200	-61.59	-70.93	-47.00	23.93	-9.34	RMS	Horizontal
4	23828.9600	-62.01	-70.61	-47.00	23.61	-8.60	RMS	Horizontal
5	25157.6800	-62.36	-67.54	-47.00	20.54	-5.18	RMS	Horizontal
6	26228.3400	-61.32	-66.80	-47.00	19.80	-5.48	RMS	Horizontal

Suspected Data List								
NO.	Freq. [MHz]	Reading [dBm]	Level [dBm]	Limit [dBm]	Margin [dB]	Factor [dB]	Detector	Polarity
1	18882.6400	-59.18	-72.16	-47.00	25.16	-12.98	RMS	Vertical
2	19522.1800	-59.25	-72.09	-47.00	25.09	-12.84	RMS	Vertical
3	20720.3400	-59.23	-69.68	-47.00	22.68	-10.45	RMS	Vertical
4	23310.4600	-60.83	-70.10	-47.00	23.10	-9.27	RMS	Vertical
5	24789.1200	-62.49	-70.05	-47.00	23.05	-7.56	RMS	Vertical
6	26318.4400	-61.48	-67.97	-47.00	20.97	-6.49	RMS	Vertical

Project No	E20210426746801	EUT:	Camera Hub G3
Model:	CH-H03	Sample No:	E20210426746801-0008
Mode:	RX 802.11a 5320MHz	Voltage:	AC230V/50Hz
Environment:	Temp:23.8°C; Humi:62%	Engineer:	Chen Xiacong

Suspected Data List								
NO.	Freq. [MHz]	Reading [dBm]	Level [dBm]	Limit [dBm]	Margin [dB]	Factor [dB]	Detector	Polarity
1	18973.7600	-58.32	-70.79	-47.00	23.79	-12.47	RMS	Horizontal
2	19423.2400	-59.02	-71.27	-47.00	24.27	-12.25	RMS	Horizontal
3	20719.6600	-59.41	-69.24	-47.00	22.24	-9.83	RMS	Horizontal
4	23316.5800	-59.55	-68.20	-47.00	21.20	-8.65	RMS	Horizontal
5	24806.1200	-61.89	-67.80	-47.00	20.80	-5.91	RMS	Horizontal
6	26197.7400	-60.19	-65.81	-47.00	18.81	-5.62	RMS	Horizontal

Suspected Data List								
NO.	Freq. [MHz]	Reading [dBm]	Level [dBm]	Limit [dBm]	Margin [dB]	Factor [dB]	Detector	Polarity
1	18808.8600	-58.52	-71.50	-47.00	24.50	-12.98	RMS	Vertical
2	20720.0000	-58.53	-68.98	-47.00	21.98	-10.45	RMS	Vertical
3	22009.9600	-60.93	-70.89	-47.00	23.89	-9.96	RMS	Vertical
4	22330.2400	-60.93	-70.85	-47.00	23.85	-9.92	RMS	Vertical
5	23340.3800	-60.42	-69.68	-47.00	22.68	-9.26	RMS	Vertical
6	26274.2400	-60.67	-67.34	-47.00	20.34	-6.67	RMS	Vertical

Project No	E20210426746801	EUT:	Camera Hub G3
Model:	CH-H03	Sample No:	E20210426746801-0008
Mode:	RX 802.11a 5500MHz	Voltage:	AC230V/50Hz
Environment:	Temp:23.8°C; Humi:62%	Engineer:	Chen Xiacong

Suspected Data List								
NO.	Freq. [MHz]	Reading [dBm]	Level [dBm]	Limit [dBm]	Margin [dB]	Factor [dB]	Detector	Polarity
1	18836.4000	-58.75	-71.28	-47.00	24.28	-12.53	RMS	Horizontal
2	19489.8800	-58.97	-71.19	-47.00	24.19	-12.22	RMS	Horizontal
3	20703.3400	-59.00	-68.87	-47.00	21.87	-9.87	RMS	Horizontal
4	21853.2200	-61.00	-70.44	-47.00	23.44	-9.44	RMS	Horizontal
5	23271.7000	-60.22	-68.88	-47.00	21.88	-8.66	RMS	Horizontal
6	25168.9000	-60.96	-66.11	-47.00	19.11	-5.15	RMS	Horizontal

Suspected Data List								
NO.	Freq. [MHz]	Reading [dBm]	Level [dBm]	Limit [dBm]	Margin [dB]	Factor [dB]	Detector	Polarity
1	18889.7800	-58.73	-71.71	-47.00	24.71	-12.98	RMS	Vertical
2	20526.2000	-59.52	-70.53	-47.00	23.53	-11.01	RMS	Vertical
3	22000.1000	-59.09	-69.05	-47.00	22.05	-9.96	RMS	Vertical
4	23305.3600	-59.98	-69.25	-47.00	22.25	-9.27	RMS	Vertical
5	25182.8400	-62.01	-68.49	-47.00	21.49	-6.48	RMS	Vertical
6	26214.4000	-60.69	-67.60	-47.00	20.60	-6.91	RMS	Vertical

Project No	E20210426746801	EUT:	Camera Hub G3
Model:	CH-H03	Sample No:	E20210426746801-0008
Mode:	RX 802.11a 5700MHz	Voltage:	AC230V/50Hz
Environment:	Temp:23.8°C; Humi:62%	Engineer:	Chen Xiacong

Suspected Data List								
NO.	Freq. [MHz]	Reading [dBm]	Level [dBm]	Limit [dBm]	Margin [dB]	Factor [dB]	Detector	Polarity
1	18890.8000	-58.40	-70.91	-47.00	23.91	-12.51	RMS	Horizontal
2	20667.6400	-59.36	-69.33	-47.00	22.33	-9.97	RMS	Horizontal
3	21745.4400	-60.85	-70.36	-47.00	23.36	-9.51	RMS	Horizontal
4	22800.1200	-59.76	-68.91	-47.00	21.91	-9.15	RMS	Horizontal
5	25085.2600	-61.57	-66.90	-47.00	19.90	-5.33	RMS	Horizontal
6	26251.4600	-60.52	-65.90	-47.00	18.90	-5.38	RMS	Horizontal

Suspected Data List								
NO.	Freq. [MHz]	Reading [dBm]	Level [dBm]	Limit [dBm]	Margin [dB]	Factor [dB]	Detector	Polarity
1	19059.7800	-58.66	-71.63	-47.00	24.63	-12.97	RMS	Vertical
2	20723.7400	-59.52	-69.96	-47.00	22.96	-10.44	RMS	Vertical
3	21690.0200	-60.65	-70.73	-47.00	23.73	-10.08	RMS	Vertical
4	22239.8000	-60.17	-70.10	-47.00	23.10	-9.93	RMS	Vertical
5	23435.9200	-60.91	-70.16	-47.00	23.16	-9.25	RMS	Vertical
6	25566.7000	-60.99	-68.35	-47.00	21.35	-7.36	RMS	Vertical

TEST RESULTS: The unit does meet the requirements.

5.2 RECEIVER BLOCKING

5.2.1 LIMITS

Table 9: Receiver Blocking parameters

Wanted signal mean power from companion device (dBm)	Blocking signal frequency (MHz)	Blocking signal power (dBm) (see note 2)		Type of blocking signal
		Master or Slave with radar detection (see table D.2, note 2)	Slave without radar detection (see table D.2, note 2)	
P _{min} + 6 dB	5 100	-53	-59	Continuous Wave
P _{min} + 6 dB	4 900 5 000 5 975	-47	-53	Continuous Wave

NOTE 1: P_{min} is the minimum level of the wanted signal (in dBm) required to meet the minimum performance criteria as defined clause 4.2.8.3 in the absence of any blocking signal.

NOTE 2: The levels specified are levels in front of the UUT antenna. In case of conducted measurements, the same levels should be used at the antenna connector irrespective of antenna gain.

5.2.2 TEST PROCEDURE

Test requirement:	EN 301893 clause 4.2.8								
Test Method:	EN 301893 clause 5.2.10.2								
EUT Operation:	Keep EUT on transmitting mode by the software provided by manufacturer. Pretest the EUT at different transmission rate and report show the worst case data.								
Test condition:	These measurements shall be performed under normal test conditions (see clause 5.1.2).								
Test channel:	<table border="1"> <thead> <tr> <th rowspan="2">Modulation Mode</th> <th colspan="2">Test Channel</th> </tr> <tr> <th>5 150 to 5 350 MHz</th> <th>5 470 to 5 725 MHz</th> </tr> </thead> <tbody> <tr> <td>802.11a</td> <td>5180MHz</td> <td>5500MHz</td> </tr> </tbody> </table>	Modulation Mode	Test Channel		5 150 to 5 350 MHz	5 470 to 5 725 MHz	802.11a	5180MHz	5500MHz
Modulation Mode	Test Channel								
	5 150 to 5 350 MHz	5 470 to 5 725 MHz							
802.11a	5180MHz	5500MHz							
Note:	N/A								

5.2.3 TEST SETUP

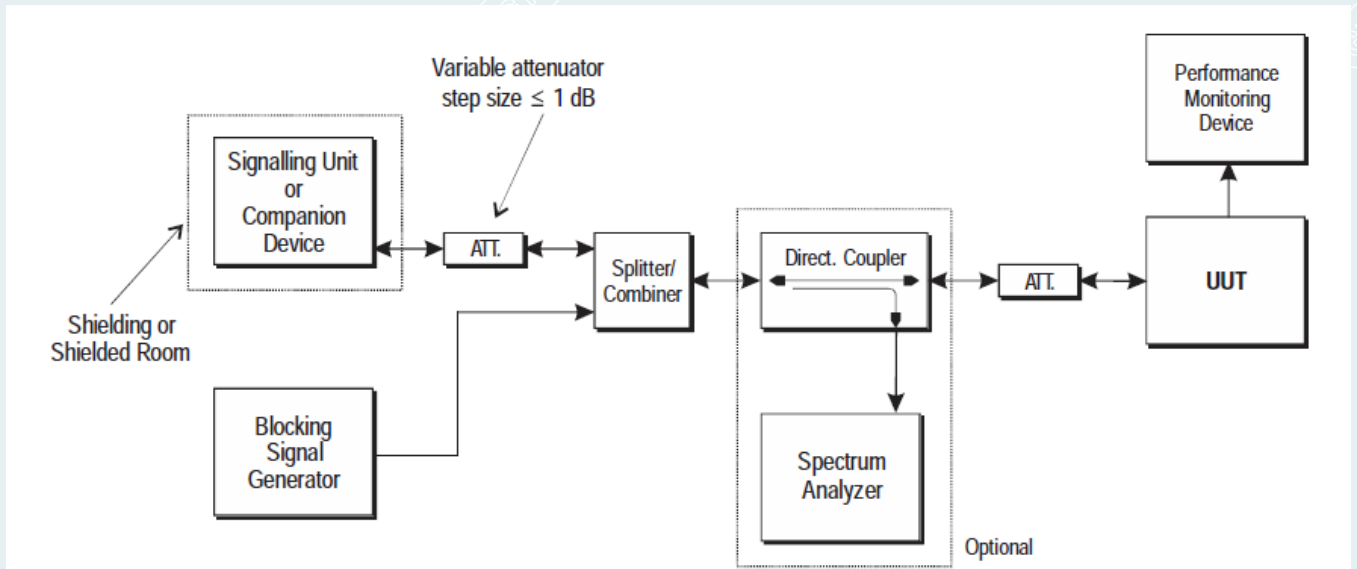


Figure 18: Test Set-up for receiver blocking


5.2.4 TEST RESULTS

Test Date (yy-mm-dd): 2021-08-02
 Test environment: Normal condition:
 Temp: 24.4°C, Humid:48%


Receiver Blocking								
Receiver Category 1								
Test Mode	Frequency (MHz)	Wanted signal mean power from companion device (dBm)		Blocking signal frequency (MHz)	Blocking signal power (dBm)	PER (%)	Limit (%)	Result
		P _{min}	P _{min} + 6					
IEEE 802.11a	5180	-82.51	-76.51	5100	-59	2.00	10	Pass
				4900	-53	1.90	10	Pass
				5000	-53	9.90	10	Pass
				5975	-53	0.00	10	Pass
	5500	-82.04	-76.04	5100	-59	0.10	10	Pass
				4900	-53	0.90	10	Pass
				5000	-53	0.60	10	Pass
				5975	-53	1.70	10	Pass

APPENDIX A: PHOTOGRAPH OF THE TEST ARRANGEMENT


Below 1GHz:



Above 1GHz:



Above 18GHz:



APPENDIX B: PHOTOGRAPH OF THE EUT

Please refer to the attached document E20210426746801-1-EUT Photo.

-----**This is the last page of the report.**-----