

EUT Name	Smart Video Doorbell G4	Model	SVD-C01
Environmental Conditions	24.5°C/45%RH/101.0kPa	Test Mode	Mode 2
Power supply	AC 24V supply by AC power convert from AC 230V/50Hz	Tested By	Wang Xinyuan
Test Date	2022-10-20	Sample No.	E20220818423001-0005

For EN55035:

Test port	Polarity	Test Level	Phase	Required Performance	Actual performance	Result
L-N	+	0.5kV	+90°	Criterion B	Criterion A <sup>1)</sup>	PASS
	-	0.5kV	-270°	Criterion B	Criterion A <sup>1)</sup>	PASS
	+	1kV	+90°	Criterion B	Criterion A <sup>1)</sup>	PASS
	-	1kV	-270°	Criterion B	Criterion A <sup>1)</sup>	PASS

NOTE: <sup>1)</sup>Before test, during the test, and after test, the EUT function is normal,wifi connection communication is normal, the video conversation is normal.

For EN301489-1/EN301489-17:

Test port	Polarity	Test Level	Phase	Required Performance	Actual performance	Result
L-N	+/-	0.5kV	0°	Criterion B	Criterion A <sup>1)</sup>	PASS
	+/-	0.5kV	90°	Criterion B	Criterion A <sup>1)</sup>	PASS
	+/-	0.5kV	180°	Criterion B	Criterion A <sup>1)</sup>	PASS
	+/-	0.5kV	270°	Criterion B	Criterion A <sup>1)</sup>	PASS
	+/-	1kV	0°	Criterion B	Criterion A <sup>1)</sup>	PASS
	+/-	1kV	90°	Criterion B	Criterion A <sup>1)</sup>	PASS
	+/-	1kV	180°	Criterion B	Criterion A <sup>1)</sup>	PASS
	+/-	1kV	270°	Criterion B	Criterion A <sup>1)</sup>	PASS

NOTE: <sup>1)</sup>Before test, during the test, and after test, the EUT function is normal,wifi connection communication is normal, the video conversation is normal.

----- The following blanks -----

EUT Name	Smart Video Doorbell G4	Model	SVD-C01
Environmental Conditions	24.5 °C/45%RH/101.0kPa	Test Mode	Mode 3
Power supply	DC 24V supply by DC adapter from AC 230V/50Hz	Tested By	Wang Xinyuan
Test Date	2022-10-14	Sample No.	E20220818423001-0005

For EN55035:

Test port	Polarity	Test Level	Phase	Required Performance	Actual performance	Result
L-N	+	0.5kV	+90 °	Criterion B	Criterion A <sup>1)</sup>	PASS
	-	0.5kV	-270 °	Criterion B	Criterion A <sup>1)</sup>	PASS
	+	1kV	+90 °	Criterion B	Criterion A <sup>1)</sup>	PASS
	-	1kV	-270 °	Criterion B	Criterion A <sup>1)</sup>	PASS

NOTE: <sup>1)</sup>Before test, during the test, and after test, the EUT function is normal,wifi connection communication is normal, the video conversation is normal.

For EN301489-1/EN301489-17:

Test port	Polarity	Test Level	Phase	Required Performance	Actual performance	Result
L-N	+/-	0.5kV	0 °	Criterion B	Criterion A <sup>1)</sup>	PASS
	+/-	0.5kV	90 °	Criterion B	Criterion A <sup>1)</sup>	PASS
	+/-	0.5kV	180 °	Criterion B	Criterion A <sup>1)</sup>	PASS
	+/-	0.5kV	270 °	Criterion B	Criterion A <sup>1)</sup>	PASS
	+/-	1kV	0 °	Criterion B	Criterion A <sup>1)</sup>	PASS
	+/-	1kV	90 °	Criterion B	Criterion A <sup>1)</sup>	PASS
	+/-	1kV	180 °	Criterion B	Criterion A <sup>1)</sup>	PASS
	+/-	1kV	270 °	Criterion B	Criterion A <sup>1)</sup>	PASS

NOTE: <sup>1)</sup>Before test, during the test, and after test, the EUT function is normal,wifi connection communication is normal, the video conversation is normal.

----- The following blanks -----

## 6.8 RADIO FREQUENCY CONTINUOUS CONDUCTED (CS)

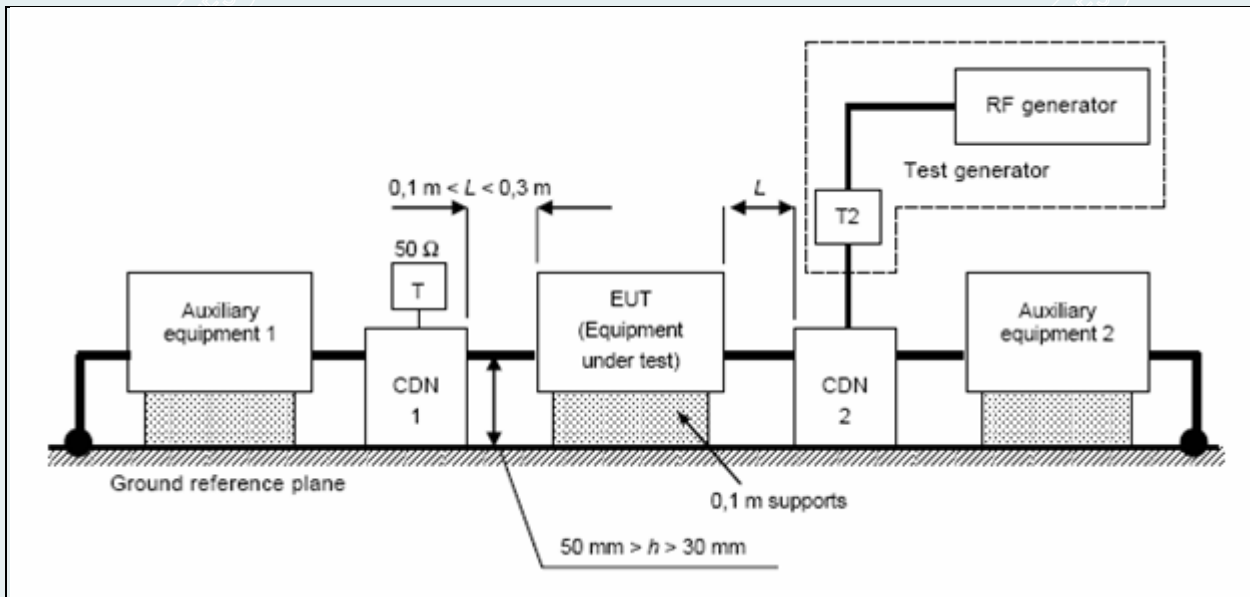
### 6.8.1 TEST SPECIFICATION

Test Requirement:	ETSI EN 301 489-17 V3.2.4 (2020-09)/7.2.1 ETSI EN 301 489-1 V2.2.3(2019-11)/9.5 EN 55035:2017/A11:2020 Table 4
Test Method:	EN 61000-4-6, IEC 61000-4-6
Frequency Range:	0.15 MHz~80 MHz
Field Strength:	EN 301 489-1 / EN 301 489-17: 0.15-80MHz: 3V (r.m.s), 80%, 1kHz EN 55035: 0.15-10MHz: 3V (r.m.s), 80%, 1kHz 10-30MHz: 3-1V (r.m.s), 80%, 1kHz 30-80MHz: 1V (r.m.s), 80%, 1kHz
Modulation:	1 kHz, 80% AM
Frequency Step:	1% of the preceding frequency value
Dwell Time:	2s

### 6.8.2 TEST PROCEDURE

- (1) Set up the EUT, CDN and Injection clamp as shown on Section 8.5.3
- (2) Let the EUT work in test mode and measure it.
- (3) The EUT are placed on an insulating support 0.1m high above a ground reference plane. CDN (coupling and decoupling device) is placed on the ground plane about 0.3m from EUT. Cables between CDN and EUT are as short as possible, and their height above the ground reference plane shall be between 30 and 50 mm (where possible).
- (4) The disturbance signal described below is injected to EUT through CDN.
- (5) The EUT operates within its operational mode(s) under intended climatic conditions after power on.
- (6) The frequency range is swept from 150 kHz to 80 MHz using 3V signal level, and with the disturbance signal 80% amplitude modulated with a 1 kHz sine wave.
- (7) The rate of sweep shall not exceed  $1.5 \times 10^{-3}$  decades/s. Where the frequency is swept incrementally, the step size shall not exceed 1% of the start and thereafter 1% of the preceding frequency value.
- (8) Recording the EUT operating situation during compliance testing and decide the EUT immunity criterion.

### 6.8.3 TEST SETUP



----- The following blanks -----



### 6.8.4 PHOTOGRAPH OF THE TEST ARRANGEMENT


Mode 1



Mode 2



Mode 3



----- The following blanks -----

**6.8.5 TEST RESULTS**

EUT Name	Chime Repeater	Model	SVD-C02
Environmental Conditions	24.5°C/45%RH/101.0kPa	Test Mode	Mode 1
Power supply	DC 5V supply by adapter from AC 230V/50Hz	Tested By	Wang Xinyuan
Test Date	2022-10-14	Sample No.	E20220818423001-0006

For EN301489-1 / EN301489-17:

Test Ports	Frequency Band(MHz)	Field Strength (Vrms)	Injection Method	Required Performance	Actual performance	Result
Power port	0.15~80	3	CDN	Criterion A	Criterion A <sup>1)</sup>	Pass

NOTE: <sup>1)</sup> Before test, during the test, and after test, the EUT function is normal,wifi connection communication is normal, the video conversation is normal.

For EN55035:

Test Ports	Frequency Band(MHz)	Field Strength (Vrms)	Injection Method	Required Performance	Actual performance	Result
Power port	0.15~10	3	CDN	Criterion A	Criterion A <sup>1)</sup>	Pass
	10~30	3 to 1 <sup>2)</sup>	CDN	Criterion A	Criterion A <sup>1)</sup>	Pass
	30~80	1	CDN	Criterion A	Criterion A <sup>1)</sup>	Pass

NOTE: <sup>1)</sup> Before test, during the test, and after test, the EUT function is normal,wifi connection communication is normal, the video conversation is normal.  
<sup>2)</sup>The limit decreases linearly with the logarithm of the frequency in the range 10MHz to 30MHz.

----- The following blanks -----

EUT Name	Smart Video Doorbell G4	Model	SVD-C01
Environmental Conditions	24.5°C/45%RH/101.0kPa	Test Mode	Mode 2
Power supply	AC 24V supply by AC power convert from AC 230V/50Hz	Tested By	Wang Xinyuan
Test Date	2022-10-20	Sample No.	E20220818423001-0005

For EN301489-1/ EN301489-17:

Test Ports	Frequency Band(MHz)	Field Strength (Vrms)	Injection Method	Required Performance	Actual performance	Result
Power port	0.15~80	3	CDN	Criterion A	Criterion A <sup>1)</sup>	Pass
NOTE: <sup>1)</sup> Before test, during the test, and after test, the EUT function is normal,wifi connection communication is normal, the video conversation is normal.						

For EN55035:

Test Ports	Frequency Band(MHz)	Field Strength (Vrms)	Injection Method	Required Performance	Actual performance	Result
Power port	0.15~10	3	CDN	Criterion A	Criterion A <sup>1)</sup>	Pass
	10~30	3 to 1 <sup>2)</sup>	CDN	Criterion A	Criterion A <sup>1)</sup>	Pass
	30~80	1	CDN	Criterion A	Criterion A <sup>1)</sup>	Pass
NOTE: <sup>1)</sup> Before test, during the test, and after test, the EUT function is normal,wifi connection communication is normal, the video conversation is normal. <sup>2)</sup> The limit decreases linearly with the logarithm of the frequency in the range 10MHz to 30MHz.						

----- The following blanks -----



EUT Name	Smart Video Doorbell G4	Model	SVD-C01
Environmental Conditions	24.5°C/45%RH/101.0kPa	Test Mode	Mode 3
Power supply	DC 24V supply by DC adapter from AC 230V/50Hz	Tested By	Wang Xinyuan
Test Date	2022-10-14	Sample No.	E20220818423001-0005

For EN301489-1/ EN301489-17:

Test Ports	Frequency Band(MHz)	Field Strength (Vrms)	Injection Method	Required Performance	Actual performance	Result
Power port	0.15~80	3	CDN	Criterion A	Criterion A <sup>1)</sup>	Pass

NOTE: <sup>1)</sup> Before test, during the test, and after test, the EUT function is normal,wifi connection communication is normal, the video conversation is normal.

For EN55035:

Test Ports	Frequency Band(MHz)	Field Strength (Vrms)	Injection Method	Required Performance	Actual performance	Result
Power port	0.15~10	3	CDN	Criterion A	Criterion A <sup>1)</sup>	Pass
	10~30	3 to 1 <sup>2)</sup>	CDN	Criterion A	Criterion A <sup>1)</sup>	Pass
	30~80	1	CDN	Criterion A	Criterion A <sup>1)</sup>	Pass

NOTE: <sup>1)</sup> Before test, during the test, and after test, the EUT function is normal,wifi connection communication is normal, the video conversation is normal.

<sup>2)</sup>The limit decreases linearly with the logarithm of the frequency in the range 10MHz to 30MHz.

----- The following blanks -----

## 6.9 POWER FREQUENCY MAGNETIC FIELD IMMUNITY TEST

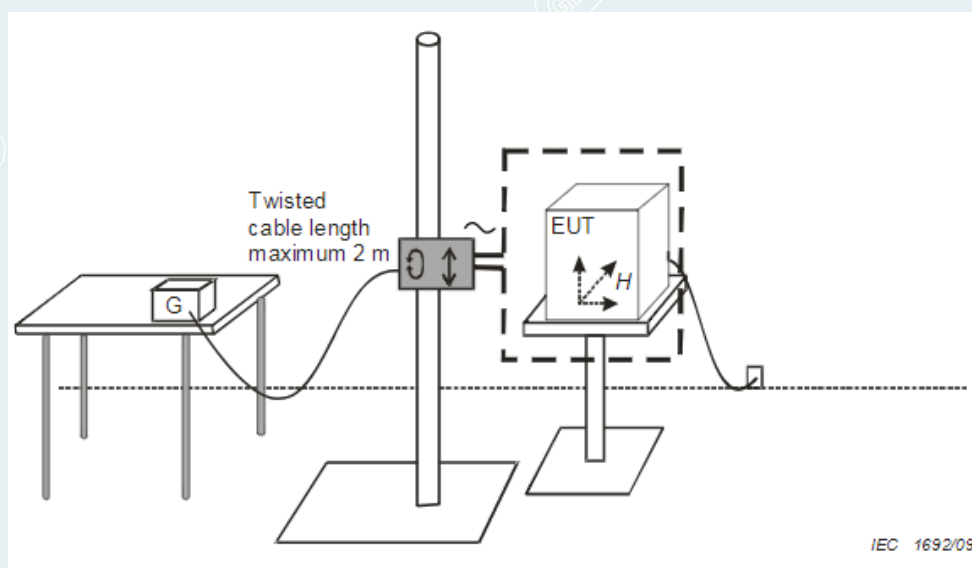
### 6.9.1 TEST SPECIFICATION

Test Requirement	EN 55035:2017/A11:2020
Test Method	IEC 61000-4-8:2009
Frequency	50Hz and 60Hz
Field Strength	1 A/m
Observation Time	5 min
Inductance Coil	Rectangular type, 1mx1m
Direction	X-axis, Y -axis, Z -axis


### 6.9.2 TEST PROCEDURE

- The equipment is configured and connected to satisfy its functional requirements. It shall be placed on the GRP with the interposition of a 0.1m-thick insulating support.
- The equipment cabinets shall be connected to the safety earth directly on the GRP via the earth terminal of the EUT.
- The power supply, input and output circuits shall be connected to the sources of power supply, control and signal.
- The cables supplied or recommended by the equipment manufacturer shall be used. 1 meter of all cables used shall be exposed to the magnetic field.


### 6.9.3 TEST SETUP



### 6.9.4 PHOTOGRAPH OF THE TEST ARRANGEMENT



Mode 1



Mode 2



Mode 3

----- The following blanks -----



**6.9.5 TEST RESULTS**

EUT Name	Smart Video Doorbell G4/ Chime Repeater	Model	SVD-C01/ SVD-C02
Environmental Conditions	24.5°C/45%RH/101.0kPa	Test Mode	Mode 1
Power supply	DC 4.5V supply by battery to Smart Video Doorbell G4 / DC 5V supply by adapter to Chime Repeater from AC 230V/50Hz	Tested By	Wang Xinyuan
Test Date	2022-10-14	Sample No.	E20220818423001-0005, E20220818423001-0006

Field Strength (A/m)	Frequency (Hz)	Observation Time (min)	Direction	Required Performance	Actual performance	Result
1	50	5	X	A	A <sup>1)</sup>	PASS
1	50	5	Y	A	A <sup>1)</sup>	PASS
1	50	5	Z	A	A <sup>1)</sup>	PASS
1	60	5	X	A	A <sup>1)</sup>	PASS
1	60	5	Y	A	A <sup>1)</sup>	PASS
1	60	5	Z	A	A <sup>1)</sup>	PASS

NOTE: <sup>1)</sup> Before test, during the test, and after test, the EUT function is normal,wifi connection communication is normal, the video conversation is normal.

EUT Name	Smart Video Doorbell G4/ Chime Repeater	Model	SVD-C01/ SVD-C02
Environmental Conditions	24.5°C/45%RH/101.0kPa	Test Mode	Mode 2
Power supply	AC 24V supply by AC power convert to Smart Video Doorbell G4 from AC 230V/50Hz / DC 5V supply by adapter to Chime Repeater from AC 230V/50Hz	Tested By	Wang Xinyuan
Test Date	2022-10-20	Sample No.	E20220818423001-0005, E20220818423001-0006

Field Strength (A/m)	Frequency (Hz)	Observation Time (min)	Direction	Required Performance	Actual performance	Result
1	50	5	X	A	A <sup>1)</sup>	PASS
1	50	5	Y	A	A <sup>1)</sup>	PASS
1	50	5	Z	A	A <sup>1)</sup>	PASS
1	60	5	X	A	A <sup>1)</sup>	PASS
1	60	5	Y	A	A <sup>1)</sup>	PASS
1	60	5	Z	A	A <sup>1)</sup>	PASS

NOTE: <sup>1)</sup> Before test, during the test, and after test, the EUT function is normal,wifi connection communication is normal, the video conversation is normal.

EUT Name	Smart Video Doorbell G4/ Chime Repeater	Model	SVD-C01/ SVD-C02
Environmental Conditions	24.5°C/45%RH/101.0kPa	Test Mode	Mode 3
Power supply	DC 24V supply by adapter to Smart Video Doorbell G4 from AC 230V/50Hz / DC 5V supply by adapter to Chime Repeater from AC 230V/50Hz	Tested By	Wang Xinyuan
Test Date	2022-10-14	Sample No.	E20220818423001-0005, E20220818423001-0006

Field Strength (A/m)	Frequency (Hz)	Observation Time (min)	Direction	Required Performance	Actual performance	Result
1	50	5	X	A	A <sup>1)</sup>	PASS
1	50	5	Y	A	A <sup>1)</sup>	PASS
1	50	5	Z	A	A <sup>1)</sup>	PASS
1	60	5	X	A	A <sup>1)</sup>	PASS
1	60	5	Y	A	A <sup>1)</sup>	PASS
1	60	5	Z	A	A <sup>1)</sup>	PASS

NOTE: <sup>1)</sup> Before test, during the test, and after test, the EUT function is normal,wifi connection communication is normal, the video conversation is normal.

----- The following blanks -----

## 6.10 VOLTAGE DIPS & SHORT INTERRUPTIONS

### 6.10.1 TEST SPECIFICATION

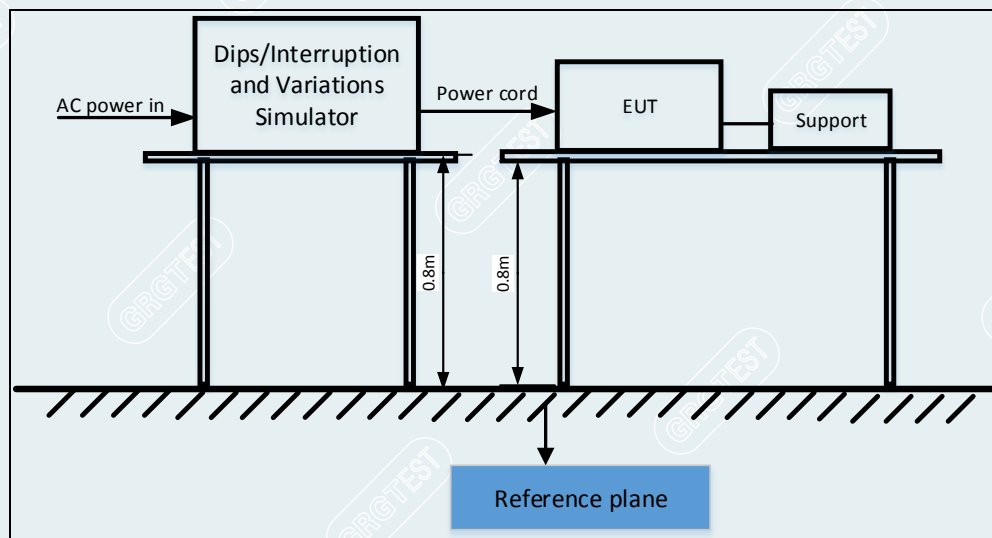
Test Requirement:	ETSI EN 301 489-17 V3.2.4 (2020-09)/7.2.1 ETSI EN 301 489-1 V2.2.3(2019-11)/9.7 EN 55035:2017/A11:2020 Table 4
Test Method:	EN 61000-4-11, IEC 61000-4-11
Test duration time:	ETSI EN 301 489-17 /ETSI EN 301 489-1 Test specification: 1. Voltage dips: i) 0% residual voltage 0.5 cycle. Performance: Criteria B; ii) 0% residual voltage 1 cycle, Performance: Criteria B; iii) 70% residual voltage 25 cycle. Performance: Criteria C; 2. Voltage interruption: 0% residual voltage during 250 cycles. Performance: Criteria C; EN 55035:2017/A11:2020 Test specification: 1. Voltage dips: i) 0% residual voltage 0.5 cycle. Performance: Criteria B; ii) 70% residual voltage 25 cycle. Performance: Criteria C; 2. Voltage interruption: 0% residual voltage during 250 cycles. Performance: Criteria C
Interval between event:	10s for each dips at each test angle
Phase Angle:	EN 55035: 0°, 180° EN 301 489-1/ EN 301 489-17: 0°, 180°
Test cycle:	3



### 6.10.2 TEST PROCEDURE

- (1) The EUT and test generator were setup as shown on Section
- (2) The interruption is introduced at selected phase angles with specified duration.
- (3) Record any degradation of performance.

### 6.10.3 TEST SETUP



----- The following blanks -----

### 6.10.4 PHOTOGRAPH OF THE TEST ARRANGEMENT



Mode 1



Mode 2



Mode 3

----- The following blanks -----

**6.10.5 TEST RESULTS**

EUT Name	Chime Repeater	Model	SVD-C02
Environmental Conditions	24.5°C/45%RH/101.0kPa	Test Mode	Mode 1
Power supply	DC 5V supply by adapter from AC 230V/50Hz	Tested By	Wang Xinyuan
Test Date	2022-10-14	Sample No.	E20220818423001-0006

For EN 301489-1/EN301489-17:

Voltage(%Residual)	Duration (Period)	Angle	Required Performance	Actual performance	Result	
Voltage dips	0	0.5	0°, 180°	Criterion B	Criterion A <sup>1)</sup>	PASS
	0	1	0°, 180°	Criterion B	Criterion A <sup>1)</sup>	PASS
	70	25	0°, 180°	Criterion C	Criterion A <sup>1)</sup>	PASS
Voltage interruptions	0	250	0°, 180°	Criterion C	Criterion B <sup>2)</sup>	PASS

NOTE: <sup>1)</sup> Before test, during the test, and after test, the EUT function is normal, wifi connection communication is normal, the video conversation is normal.

For EN 55035:

Voltage(%Residual)	Duration (Period)	Angle	Required Performance	Actual performance	Result	
Voltage dips	0	0.5	0°, 180°	Criterion B	Criterion A <sup>1)</sup>	PASS
	70	25	0°, 180°	Criterion C	Criterion A <sup>1)</sup>	PASS
Voltage interruptions	0	250	0°, 180°	Criterion C	Criterion B <sup>2)</sup>	PASS

NOTE: <sup>1)</sup> Before test, during the test, and after test, the EUT function is normal, wifi connection communication is normal, the video conversation is normal.



EUT Name	Smart Video Doorbell G4	Model	SVD-C01
Environmental Conditions	24.5°C/45%RH/101.0kPa	Test Mode	Mode 2
Power supply	AC 24V supply by AC power convert from AC 230V/50Hz	Tested By	Wang Xinyuan
Test Date	2022-10-20	Sample No.	E20220818423001-0005

For EN 301489-1/EN301489-17:

Voltage(%Residual)		Duration (Period)	Angle	Required Performance	Actual performance	Result
Voltage dips	0	0.5	0°, 180°	Criterion B	Criterion A <sup>1)</sup>	PASS
	0	1	0°, 180°	Criterion B	Criterion A <sup>1)</sup>	PASS
	70	25	0°, 180°	Criterion C	Criterion A <sup>1)</sup>	PASS
Voltage interruptions	0	250	0°, 180°	Criterion C	Criterion B <sup>2)</sup>	PASS

NOTE: <sup>1)</sup> Before test, during the test, and after test, the EUT function is normal,wifi connection communication is normal, the video conversation is normal.  
<sup>2)</sup>Before the test, and after test, the the EUT function is normal. During the test, the power is interrupted, and it can restore normally by itself.

For EN 55035:

Voltage(%Residual)		Duration (Period)	Angle	Required Performance	Actual performance	Result
Voltage dips	0	0.5	0°, 180°	Criterion B	Criterion A <sup>1)</sup>	PASS
	70	25	0°, 180°	Criterion C	Criterion A <sup>1)</sup>	PASS
Voltage interruptions	0	250	0°, 180°	Criterion C	Criterion B <sup>2)</sup>	PASS

NOTE: <sup>1)</sup> Before test, during the test, and after test, the EUT function is normal,wifi connection communication is normal, the video conversation is normal.  
<sup>2)</sup>Before the test, and after test, the the EUT function is normal. During the test, the power is interrupted, and it can restore normally by itself.

EUT Name	Smart Video Doorbell G4	Model	SVD-C01
Environmental Conditions	24.5°C/45%RH/101.0kPa	Test Mode	Mode 3
Power supply	DC 24V supply by DC adapter from AC 230V/50Hz	Tested By	Wang Xinyuan
Test Date	2022-10-14	Sample No.	E20220818423001-0005

For EN 301489-1/EN301489-17:

Voltage(%Residual)		Duration (Period)	Angle	Required Performance	Actual performance	Result
Voltage dips	0	0.5	0°, 180°	Criterion B	Criterion A <sup>1)</sup>	PASS
	0	1	0°, 180°	Criterion B	Criterion A <sup>1)</sup>	PASS
	70	25	0°, 180°	Criterion C	Criterion A <sup>1)</sup>	PASS
Voltage interruptions	0	250	0°, 180°	Criterion C	Criterion B <sup>2)</sup>	PASS

NOTE: <sup>1)</sup> Before test, during the test, and after test, the EUT function is normal, wifi connection communication is normal, the video conversation is normal.  
<sup>2)</sup> Before the test, and after test, the the EUT function is normal. During the test, the power is interrupted, and it can restore normally by itself.

For EN 55035:

Voltage(%Residual)		Duration (Period)	Angle	Required Performance	Actual performance	Result
Voltage dips	0	0.5	0°, 180°	Criterion B	Criterion A <sup>1)</sup>	PASS
	70	25	0°, 180°	Criterion C	Criterion A <sup>1)</sup>	PASS
Voltage interruptions	0	250	0°, 180°	Criterion C	Criterion B <sup>2)</sup>	PASS

NOTE: <sup>1)</sup> Before test, during the test, and after test, the EUT function is normal, wifi connection communication is normal, the video conversation is normal.  
<sup>2)</sup> Before the test, and after test, the the EUT function is normal. During the test, the power is interrupted, and it can restore normally by itself.

**APPENDIX A. PHOTOGRAPHS OF EUT**

Please refer to the attached document E20220818423001-1-EUT photo and E20220818423001-2-EUT photo.

----- End of Report -----